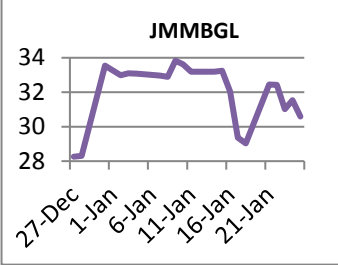

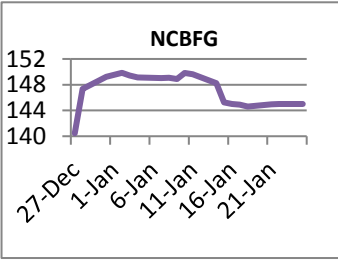

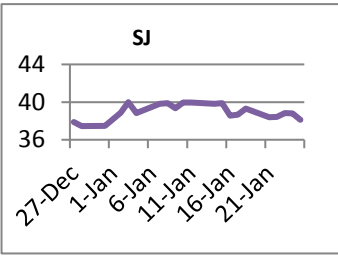

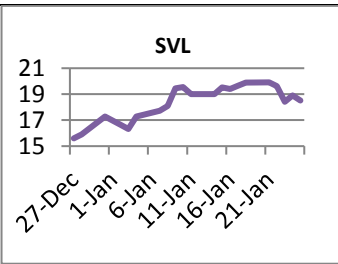

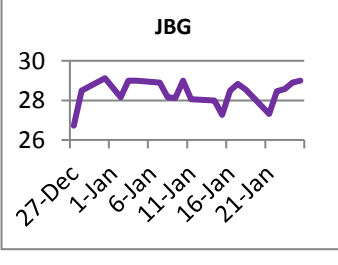



WEEKLY STOCK PICKS

Disclaimer: The following stock picks are for information purposes only. The information stated herein may reflect the opinion and views of VM Wealth Management in relation to market conditions and does not constitute any representation or warranties in relation to investment returns and the credibility of the sources of information relied upon in the preparation of this report, without further research and verification. Before making any investment decision, please consult a VM Wealth Management Advisor.

STOCK	STOCK DATA	4-WEEK PRICE MOVEMENT (\$)	RECOMMENDATION & RATIONALE
JMMBGL JMMB Group Ltd	CLOSE PRICE: J\$30.59		RECOMMENDATION: BUY  RATIONALE: JMMBGL realized marginal Revenue and Profit growth in its 2 nd quarter ended September 30, 2018. Net Profit Margin fell slightly from 26.01% in the corresponding prior quarter to 23.58%. However, we expect this to reverse in the medium- to long-term through JMMBGL's efforts to reduce its high efficiency ratio through standardization.
	YTD CHANGE: -8.80%		
	P/E RATIO: 12.80x		
	P/B RATIO: 1.87x		
NCBFG NCB Financial Group Ltd	CLOSE PRICE: J\$145		RECOMMENDATION: BUY  RATIONALE: In the 1 st quarter ended December 31, 2018, NCBFG reported a 24.19% increase in Revenue to \$20.38B, while Net profits attributable to shareholders fell 1.26% to \$7.40B. This was as a result of impairment losses as well as depreciation and amortization costs incurred. Despite the underwhelming 1 st quarter the acquisition of Guardian Holdings as well as its digitization efforts will further boost NCBFG's financial performance.
	YTD CHANGE: -2.83%		
	P/E RATIO: 12.78x		
	P/B RATIO: 2.75x		
SJ Sagikor Group Jamaica Ltd	CLOSE PRICE: J\$38.13		RECOMMENDATION: BUY  RATIONALE: SJ is expected to benefit from synergies as Alignvest Acquisition II Corporation acquired SJ's parent company, Sagikor Financial Corporation (SFC), which is listed on the Barbados, London and Trinidad & Tobago exchanges; the transaction was valued over US\$536 million. Alignvest also acquired Scotiabank's life insurance portfolio (Jamaica and Trinidad & Tobago) which is projected to boost its profits even further.
	YTD CHANGE: 1.76%		
	P/E RATIO: 12.54x		
	P/B RATIO: 2.03x		
SVL Supreme Ventures Ltd	CLOSE PRICE: J\$18.51		RECOMMENDATION: HOLD  RATIONALE: In the 9 months ended September 30, 2018, SVL grew Revenues 12.3% through stronger marketing campaigns. Expenses also increased 16.7% to \$2.82B. SVL has expanded and successfully launched its operations in Guyana and has further plans for expansion in 2019 with the opening of 19 stores in its pipeline for the year.
	YTD CHANGE: 7.12%		
	P/E RATIO: 35.12x		
	P/B RATIO: 16.68x		
JBG Jamaica Broilers Group Ltd	CLOSE PRICE: J\$29.00		RECOMMENDATION: BUY  RATIONALE: JBG realized Revenue growth of 17.53% to close its 2 nd quarter ended October 27, 2018 at \$13.55B. Net Profit however, was negatively impacted by higher Distribution & Administrative Costs falling 48.21% to \$230.89M. JBG's overseas operations are improving and it is currently trading at a slightly lower P/E relative to the Main Market average.
	YTD CHANGE: -0.41%		
	P/E RATIO: 16.86x		
	P/B RATIO: 2.70x		

	Ticker	52 Week Range (\$)	Last Week's Close Price	P/E Ratio	Book Value/Share (X)	Net Profit Margin	Dividend Yield for Yr 2018	YTD ROE	Recommendation
MAIN INDEX									
138 Student Living Ja Ltd	138SL	1.59 - 6.15	2.11	-42.20	8.12	-2.30%	0.00%	0.56%	BUY
1834 Investments Ltd	1834	0.90 - 1.40	1.05	24.14	1.43	50.42%	0.00%	0.00%	SELL
Barita Investments Ltd	BIL	7.00 - 56.00	51.33	61.84	7.30	28.76%	0.21%	11.49%	HOLD
Berger Paints Ltd	BRG	16.00 - 24.60	19.00	18.81	4.82	2.50%	0.00%	5.51%	BUY
Caribbean Cement Company Ltd	CCC	30.00 - 56.00	42.34	55.71	12.05	9.92%	0.00%	18.22%	HOLD
Carreras Ltd	CAR	8.50 - 11.43	9.22	12.59	2.98	27.62%	0.00%	199.72%	BUY
Ciboney Group Limited	CBNY	0.07 - 0.46	0.15	5.28	0.02	-7833.33%	0.00%	36.31%	SELL
Eppley Ltd	EPLY	10.00 - 17.00	11.24	12.11	25.37	29.17%	0.00%	39.76%	BUY
GraceKennedy Ltd	GK	42.50 - 75.00	58.18	14.37	42.58	4.54%	0.00%	9.16%	HOLD
Jamaica Broilers Group Ltd	JBG	17.02 - 33.00	29.00	16.86	10.73	2.51%	0.00%	10.09%	BUY
JMMB Group Ltd	JMMBGL	23.00 - 40.00	30.59	12.80	16.36	21.81%	0.00%	29.22%	BUY
Jamaica Producers Ltd	JP	14.95 - 33.00	21.05	20.92	10.69	4.06%	0.00%	6.63%	BUY
Jamaica Stock Exchange Ltd	JSE	6.00 - 12.00	12.00	18.18	1.45	29.17%	0.00%	39.76%	BUY
Kingston Properties Ltd	KPREIT	5.00 - 8.00	6.00	15.41	11.25	6.80%	0.00%	0.78%	SELL
Kingston Wharves Ltd	KW	30.50 - 85.00	69.97	38.33	16.68	27.03%	0.36%	8.10%	BUY
Mayberry Investments Ltd	MIL	4.60 - 11.70	8.95	9.84	12.86	33.11%	0.00%	7.97%	HOLD
Mayberry Jamaican Equities Limited	MJE	8.20 - 16.00	9.16	11.04	13.01	54.79%	0.00%	7.51%	BUY
MPC Caribbean Clean Energy Limited	MPCCEL	0.00 - 0.00	130.00	N/A	-0.22	-1015.41%	0.00%	29.22%	BUY
NCB Financial Group Ltd	NCBFG	93.50 - 161.00	145.00	12.78	57.01	35.70%	0.00%	21.13%	BUY
Palace Amusement Co (1921) Ltd	PAL	560.00 - 1500.00	1,450.00	14.95	345.27	3.68%	0.00%	8.01%	HOLD
PanJam Investment Ltd	PJAM	37.12 - 75.01	71.10	15.26	31.02	139.95%	0.00%	15.68%	BUY
Portland JSX Ltd	PJX	7.01 - 11.50	7.45	9.72	10.70	235.76%	0.00%	-5.72%	BUY
Pulse Investments Ltd	PULS	1.45 - 4.00	3.40	15.45	1.66	91.77%	0.00%	17.95%	SELL
Radio Jamaica Ltd	RJR	0.77 - 1.40	0.85	-850.00	0.94	-4.93%	0.00%	-11.41%	SELL
Sagicor Group Jamaica Ltd	SJ	34.05 - 55.00	38.13	12.54	18.79	17.14%	0.00%	13.48%	BUY
Sagicor Real Estate X Fund Ltd	XFUND	9.51 - 17.50	10.11	-112.33	10.26	-9.84%	0.00%	-5.02%	BUY
Salada Foods Ltd	SALF	9.95 - 37.00	35.86	16.92	9.04	21.09%	0.00%	23.40%	HOLD
Scotia Group Jamaica Ltd	SGJ	48.00 - 64.00	50.51	14.31	37.17	31.69%	1.01%	11.04%	BUY
Seprod Ltd	SEP	26.80 - 62.00	32.33	15.04	20.83	6.77%	1.39%	13.55%	BUY
Syngus Credit Investments Limited JMD	SCIJMD	10.00 - 17.00	11.24	9.78	25.37	-56.39%	0.00%	-3.96%	HOLD
Sterling Investments Ltd	SIL	1.56 - 5.60	3.67	2.46	15.91	31.69%	0.00%	0.00%	BUY
Stanley Motta Ltd	SML	4.20 - 5.50	4.31	2.00	4.69	966.96%	0.00%	0.00%	BUY
Supreme Ventures Ltd	SVL	10.43 - 24.00	18.51	35.12	1.11	3.28%	0.00%	60.24%	HOLD
Victoria Mutual Investments Ltd	VMIL	3.01 - 4.85	3.78	13.03	1.81	32.53%	0.00%	13.55%	N/A
Wisynco Group Ltd	WISYNCO	8.70 - 11.99	10.37	15.25	2.45	37.50%	0.00%	34.40%	HOLD
JUNIOR INDEX									
Access Financial Services Ltd	AFS	36.00 - 56.00	47.50	35.02	9.67	48.90%	0.00%	36.20%	HOLD
AMG Packaging & Paper Company Ltd	AMG	1.60 - 3.30	2.52	36.00	0.89	5.32%	0.00%	8.13%	HOLD
Blue Power Group Ltd	BPOW	2.80 - 7.50	5.25	22.25	14.85	10.06%	0.00%	21.63%	SELL
CAC 2000 Ltd	CAC	8.00 - 20.00	15.00	25.86	3.78	3.34%	0.00%	16.42%	BUY
Cargo Handlers Ltd	CHL	9.49 - 15.50	15.06	34.23	1.02	46.81%	0.00%	42.98%	SELL
Caribbean Cream Ltd	KREMI	4.50 - 8.25	5.85	19.50	1.89	8.37%	0.00%	19.91%	SELL
Caribbean Flavours & Fragrances Ltd	CFF	9.07 - 21.00	18.21	17.34	4.71	21.04%	0.00%	24.03%	SELL
Caribbean Producers Jamaica Ltd	CPJ	4.00 - 7.15	5.23	58.50	2.59	5.27%	0.00%	24.51%	SELL
Consolidated Bakeries (Ja) Ltd	PURITY	1.70 - 2.50	2.06	257.50	3.32	2.81%	0.00%	3.68%	HOLD
Derrimon Trading Company Ltd	DTL	0.70 - 4.00	2.66	22.35	0.63	2.85%	0.00%	27.92%	BUY
Dolphin Cove Ltd	DCOVE	14.45 - 18.50	15.01	13.06	8.99	25.39%	0.00%	14.83%	BUY
Elite Diagnostic Limited	ELITE	2.60 - 3.55	2.93	-14.36	1.14	2.15%	0.00%	14.42%	HOLD
Everything Fresh Limited	EFRESH	1.00 - 2.80	1.90	39.73	0.81	1.37%	0.00%	19.08%	HOLD
Express Catering Ltd	ECL	3.65 - 9.01	7.97	0.23	0.15	9.85%	0.01%	88.04%	SELL
Fontana Limited	FTNA	3.00 - 4.20	3.53	13.80	0.66	0.02	0.00	0.00	SELL
FosRich Company Ltd	FOSRICH	2.25 - 4.49	3.76	17.09	1.35	7.51%	0.00%	14.69%	HOLD
General Accident Insurance Company Ltd	GENAC	2.65 - 5.00	3.50	13.46	1.99	1.95%	0.00%	9.58%	HOLD
GWest Corporation Ltd	GWEST	1.24 - 3.30	1.71	3.23	1.60	-137.25%	0.00%	-22.68%	HOLD
Honey Bun (1982) Ltd	HONBUN	3.10 - 5.50	3.85	21.39	1.31	6.56%	0.78%	13.99%	BUY
Indies Pharma Jamaica Limited	INDIES	1.95 - 4.10	3.03	29.97	0.28	18.08%	0.00%	31.36%	HOLD
IronRock Insurance Company Ltd	ROC	2.95 - 5.00	4.70	47.09	1.98	1.98%	0.00%	1.94%	SELL
ISP Finance Services Ltd	ISP	10.00 - 22.00	13.00	29.84	2.98	9.85%	0.00%	3.05%	SELL
Jamaican Teas Ltd	JAMT	3.65 - 6.00	3.70	12.42	3.68	10.66%	0.00%	15.60%	HOLD
Jetcon Corporation Ltd	JETCON	2.60 - 4.99	3.15	17.36	2.61	3.93%	0.00%	3.75%	HOLD
Key Insurance Company Ltd	KEY	2.75 - 5.02	3.12	-173.33	2.84	-4.98%	0.00%	-9.09%	SELL
Knutsford Express Services Ltd	KEX	10.00 - 15.00	12.66	30.14	1.43	30.04%	0.00%	52.52%	SELL
K.L.E. Group Ltd	KLE	2.20 - 4.00	2.80	46.67	1.43	1.94%	0.00%	2.97%	SELL
Lasco Distributors Ltd	LASD	3.45 - 5.00	3.82	18.24	1.47	5.28%	0.00%	20.41%	HOLD
Lasco Financial Ltd	LASF	3.80 - 6.00	4.50	22.88	1.22	14.12%	0.00%	22.22%	BUY
Lasco Manufacturing Ltd	LASM	2.90 - 4.51	3.34	17.90	1.29	13.25%	0.00%	19.74%	BUY
Main Event Entertainment Group Ltd	MEEG	5.04 - 8.00	6.50	20.31	1.80	6.77%	0.00%	17.50%	HOLD
Medical Disposables & Supplies Ltd	MDS	4.30 - 10.00	6.60	15.35	2.55	3.34%	0.00%	11.18%	HOLD
Paramount Trading Ltd	PTL	2.00 - 3.50	2.09	87.08	0.46	4.97%	0.00%	24.51%	HOLD
SSL Venture Capital Jamaica Limited	SSLVC	1.50 - 2.50	1.95	3.46	0.30	-9.26%	0.00%	-12.04%	SELL
Stationery and Office Supplies Ltd	SOS	4.00 - 10.00	9.00	19.43	1.98	11.43%	0.00%	26.86%	SELL
Sweet River Abattoir and Supplies Ltd	SRA	3.50 - 3.86	3.50	-11.29	0.46	-8.53%	0.00%	-52.88%	SELL
tTech Ltd	TTECH	4.50 - 7.00	5.00	22.73	1.95	13.35%	0.00%	19.84%	BUY
US INDEX									
Margaritaville (Turks) Ltd	MTL	0.15 - 0.25	0.24	73.17	7.90	11.15%	0.00%	20.11%	SELL
Proven Investments Ltd	PROVEN	0.15 - 0.25	0.22	22.87	0.15	31.87%	0.00%	12.37%	BUY
Productive Business Solutions Ltd	PBS	0.50 - 0.62	0.58	-14.36	0.28	-11.15%	0.00%	-4.09%	HOLD
Syngus Credit Investments Limited USD	SCIUSD	0.08 - 0.13	0.08	9.29	27.58	56.39%	0.00%	20.11%	HOLD

Company	Ticker	Most Recent Financial Quarter	52 Week Range (\$)	Market Cap (J\$Billion)	Last Sale Price (\$)	Performance (%)			EPS (\$)	P/E Ratio (X)	BVPS (\$)	P/BV Ratio (X)	ROE (%)		Dividend Yield (%)	EPS (\$)	P/E Ratio (X)
						1 Day	MTD	YTD					YTD	Y/E			
JSE Main Market																	
Finance																	
Barita Investments Limited	BIL	YE/30-Sept-18	7.00 - 56.00	22.89	51.33	-0.85%	-3.46%	-3.46%	0.83	61.84	7.30	7.03	11.49%	6.73%	0.21%	0.11	61.84
Eppley Limited	EPLY	Q3/30-Sept-18	7.99 - 12.75	1.77	9.20	0.00%	0.55%	0.55%	0.76	12.11	55.89	0.16	13.55%	11.11%	0.00%	0.00	12.11
Mayberry Investments Limited	MIL	Q3/30-Sept-18	4.60 - 11.70	10.75	8.95	-0.67%	-1.86%	-1.86%	0.91	9.84	12.86	0.70	7.97%	2.07%	0.00%	0.00	9.84
Mayberry Jamaican Equities Limited	MJE	Q3/30-Sept-18	8.20 - 16.00	11.00	9.16	-1.29%	-1.08%	21.16%	0.83	11.04	13.01	0.70	7.51%	14.20%	0.00%	0.00	11.04
JMMB Group Limited	JMMBGL	Q2/30-Sept-18	23.00 - 40.00	49.88	30.59	-3.01%	-8.80%	-8.80%	2.39	12.80	16.36	1.87	29.22%	12.01%	0.00%	0.00	12.80
Jamaica Stock Exchange Limited	JSE	Q3/30-Sept-18	6.00 - 12.00	8.42	12.00	6.86%	16.96%	16.96%	0.66	18.18	1.45	8.26	39.76%	25.45%	0.00%	0.00	18.18
Scotia Group Jamaica Limited	SGJ	YE/31-Oct-18	48.00 - 64.00	157.17	50.51	-2.04%	-7.85%	-7.85%	3.53	14.31	37.17	1.36	11.04%	11.38%	1.01%	0.51	14.31
Sagicor Group Jamaica Limited	SJ	Q3/30-Sept-18	34.05 - 55.00	148.92	38.13	-1.75%	1.76%	1.76%	3.04	12.54	18.79	2.03	13.48%	9.37%	0.00%	0.00	12.54
NCB Financial Group Limited	NCBFG	Q1/31-Dec-18	93.50 - 161.00	357.68	145.00	0.01%	-2.83%	-2.83%	11.35	12.78	57.01	2.54	21.13%	14.95%	0.00%	0.00	12.78
Sterling Investments Limited	SIL	Q3/30-Jun-18	1.56 - 5.60	0.21	3.67	1.94%	1.66%	1.66%	1.49	2.46	15.91	0.23	0.00%	0.00%	0.00%	0.00	2.46
Victoria Mutual Investments Limited	VMIL	Q3/30-Sept-18	3.01 - 4.85	5.67	3.78	0.00%	0.53%	0.53%	0.29	13.03	1.81	2.09	13.55%	11.11%	0.00%	0.00	13.03
Syngus Credit Investments Limited	SCIJMD	Q1/30-Sept-18	10.00 - 17.00	2.07	11.24	0.27%	2.46%	-18.08%	1.15	9.78	25.37	0.44	-3.96%	-10.93%	0.00%	0.00	9.78
Sector Average						-0.07%	-0.40%	1.62%	2.37	16.45	21.60	2.45	15.34%	10.76%	0.11%	0.06	16.45
Manufacturing																	
Seprod Limited	SEP	Q3/30-Sept-18	26.80 - 62.00	16.70	32.33	3.56%	7.91%	7.91%	2.15	15.04	20.83	1.55	13.55%	11.11%	1.39%	0.45	15.04
Caribbean Cement Company Limited	CCC	Q3/30-Sept-18	30.00 - 56.00	36.04	42.34	5.06%	-0.14%	-0.14%	0.76	55.71	12.05	3.51	18.22%	15.59%	0.00%	0.00	55.71
Salada Foods Jamaica Limited	SALF	YE/30-Sept-18	9.95 - 37.00	3.73	35.86	-3.08%	2.46%	2.46%	2.12	16.92	9.04	3.97	23.40%	7.89%	0.00%	0.00	16.92
Kingston Wharves Limited	KW	Q3/30-Sept-18	30.50 - 85.00	100.07	69.97	-0.04%	-9.35%	-9.35%	1.83	38.33	16.68	4.19	8.10%	6.32%	0.36%	0.25	38.33
Berger Paints Limited	BRG	Q3/30-Sept-18	16.00 - 24.60	4.07	19.00	-1.96%	-13.44%	-13.44%	1.01	18.81	4.82	3.94	5.51%	12.00%	0.00%	0.00	18.81
Jamaica Broilers Group Limited	JBG	Q2/31-Oct-18	17.02 - 33.00	34.78	29.00	0.35%	-0.41%	-0.41%	1.72	16.86	10.73	2.70	10.09%	12.74%	0.00%	0.00	16.86
Wisynco Group Limited	WISYNCO	Q1/30-Sept-18	8.70 - 11.99	38.89	10.37	6.14%	-5.21%	-5.21%	0.68	15.25	2.45	4.23	34.40%	30.12%	0.00%	0.00	15.25
Sector Average						1.43%	-2.60%	-2.60%	1.47	25.27	10.94	3.44	16.18%	13.68%	0.25%	0.12	25.27
Communications																	
1834 Investments Limited	1834	Q2/30-Sept-18	0.90 - 1.40	1.27	1.05	0.00%	-9.48%	-9.48%	0.04	24.14	1.43	0.74	2.99%	0.71%	0.00%	0.00	24.14
Radio Jamaica Limited	RJR	Q2/30-Sept-18	0.77 - 1.40	2.06	0.85	0.00%	-4.49%	-4.49%	0.00	-850.00	0.94	0.91	-11.41%	5.80%	0.00%	0.00	-850.00
Sector Average						0.00%	-6.99%	-0.07	0.02	24.14	1.18	0.82	-4.21%	3.26%	0.00%	0.00	-412.93
Retail Trade & Conglomerates																	
Carreras Limited	CAR	Q2/30-Sept-18	8.50 - 11.43	4.48	9.22	0.22%	-2.64%	-2.64%	0.73	12.59	2.98	3.09	199.72%	182.47%	0.00%	0.00	12.59
GraceKennedy Limited	GK	Q3/30-Sept-18	42.50 - 75.00	57.88	58.18	2.61%	-8.38%	-8.38%	4.05	14.37	42.58	1.37	9.16%	10.39%	0.00%	0.00	14.37
Jamaica Producers Group Limited	JP	Q3/30-Sept-18	14.95 - 33.00	23.62	21.05	-4.32%	-6.90%	-6.90%	1.01	20.92	10.69	1.97	6.63%	36.35%	0.00%	0.00	20.92
PanJam Investment Limited	PJAM	Q3/30-Sept-18	37.12 - 75.01	75.80	71.10	0.14%	-2.16%	-2.16%	4.66	15.26	31.02	2.29	15.68%	14.42%	0.00%	0.00	15.26
Sector Average						-0.34%	-5.02%	-5.02%	2.61	15.78	21.82	2.18	57.80%	60.91%	0.00%	0.00	15.78
Tourism & Other Services																	
138 Student Living Jamaica Limited	138SL	YE/30-Sept-18	1.59 - 6.15	0.87	2.11	-1.86%	-39.71%	-39.71%	-0.05	-42.20	8.12	0.26	0.56%	2.28%	0.00%	0.00	-42.20
Ciboney Group Limited	CBNY	Q2/30-Nov-18	0.07 - 0.46	0.08	0.15	7.14%	25.00%	25.00%	0.03	5.28	0.02	6.96	36.31%	31.24%	0.00%	0.00	5.28
Kingston Properties Limited	KPREIT	Q3/30-Sept-18	5.00 - 8.00	0.97	6.00	0.84%	0.00%	0.00%	0.39	15.41	11.25	0.53	0.78%	7.53%	0.00%	0.00	15.41
Pulse Investments Limited	PULS	Q1/30-Sept-18	1.45 - 4.00	5.54	3.40	0.00%	13.71%	13.71%	0.22	15.45	1.66	2.05	17.95%	11.38%	0.00%	0.00	15.45
Palace Amusement Company Limited	PAL	Q1/30-Sept-18	560.00 - 1500.00	2.08	1450.00	0.00%	0.00%	0.00%	96.99	14.95	345.27	4.20	8.01%	7.75%	0.00%	0.00	14.95
Portland JSX Limited	PJX	Q2/31-Aug-18	7.01 - 11.50	2.31	7.45	-6.88%	-0.67%	-0.67%	0.77	9.72	10.70	0.70	-5.72%	-6.43%	0.00%	0.00	9.72
Sagicor Real Estate X Fund Limited	XFUND	Q3/30-Sept-18	9.51 - 17.50	22.68	10.11	-2.03%	-28.14%	-28.14%	-0.09	-112.33	10.26	0.99	-5.02%	7.93%	0.00%	0.00	-112.33
Supreme Ventures Limited	SVL	Q3/30-Sept-18	10.43 - 24.00	48.82	18.51	-2.06%	7.12%	7.12%	0.53	35.12	1.11	16.68	60.24%	31.10%	0.00%	0.00	35.12
Stanley Motta Limited	SML	Q3/31-Sept-18	4.20 - 5.50	3.27	4.31	0.47%	-19.14%	-19.14%	2.16	2.00	4.69	0.92	0.00%	0.00%	0.00%	0.00	2.00
MPC Caribbean Clean Energy Limited	MPCCEL	Q2/30-June-18	0.00 - 0.00	1.49	130.00	0.00%	#N/A	#N/A	0.00	#DIV/0!	-0.22	-589.54	0.00%	0.00%	0.00%	0.00	#DIV/0!
Sector Average						-0.61%	-2.84%	-2.84%	12.35	15.99	48.55	3.63	14.14%	11.60%	0.00%	0.00	-7.32
Market Average						0.08%	-3.57%	-3.16%	3.76	16.94	20.82	2.51	19.85%	20.04%	0.07%	0.04	-72.55

Company	Ticker	Most Recent Financial Quarter	52 Week Range (\$)	Market Cap (J\$Billion)	Last Sale Price (\$)	Performance (%)			EPS (\$)	P/E Ratio (X)	BVPS (\$)	P/BV Ratio (X)	ROE (%)		Dividend Yield (%)	EPS (\$)	P/E Ratio (X)
						1 Day	MTD	YTD					YTD	Y/E			
JSE Junior Market																	
Finance																	
Lasco Financial Services Limited	LASF	Q2/30-Sept-18	3.80 - 6.00	5.65	4.50	0.00%	0.00%	0.00%	0.20	22.88	1.22	3.69	22.22%	14.87%	0.00%	0.00	22.88
Access Financial Services Limited	AFS	Q2/30-Sept-18	36.00 - 56.00	13.04	47.50	-5.00%	-6.05%	-6.05%	1.36	35.02	9.67	4.91	36.20%	40.89%	0.00%	0.00	35.02
ISP Finance Services Limited	ISP	Q3/30-Sept-18	10.00 - 22.00	1.37	13.00	0.00%	-35.00%	-35.00%	0.44	29.84	2.98	4.37	3.05%	15.47%	0.00%	0.00	29.84
Sector Average						-1.67%	-13.68%	-13.68%	0.66	29.25	4.62	4.32	20.49%	23.75%	0.00%	0.00	29.25
Manufacturing																	
Blue Power Group Limited	BPOW	Q2/31-Oct-18	2.80 - 7.50	0.30	5.25	5.42%	4.17%	4.17%	0.24	22.25	14.85	0.35	21.63%	14.21%	0.00%	0.00	22.25
AMG Packaging & Paper Co Limited	AMG	YE/31-Aug-18	1.60 - 3.30	1.29	2.52	-0.40%	32.63%	32.63%	0.07	36.00	0.89	2.84	8.13%	7.80%	0.00%	0.00	36.00
Caribbean Cream Limited	KREMI	Q3/30-Nov-18	4.50 - 8.25	2.21	5.85	0.00%	0.52%	0.52%	0.30	19.50	1.89	3.10	19.91%	29.17%	0.00%	0.00	19.50
Honey Bun (1982) Limited	HONBUN	YE/30-Sept-18	3.10 - 5.50	1.81	3.85	1.32%	-1.28%	-1.28%	0.18	21.39	1.31	2.94	13.99%	16.14%	0.78%	0.03	21.39
Jamaican Teas Limited	JAMT	YE/30-Sept-18	3.65 - 6.00	1.25	3.70	-7.50%	-17.78%	-17.78%	0.30	12.42	3.68	1.01	15.60%	11.49%	0.00%	0.00	12.42
Lasco Manufacturing Limited	LASM	Q2/30-Sept-18	2.90 - 4.51	13.65	3.34	3.41%	-9.73%	-9.73%	0.19	17.90	1.29	2.59	19.74%	18.57%	0.00%	0.00	17.90
Caribbean Flavours & Fragrances Limited	CFE	Q1/30-Sept-18	9.07 - 21.00	1.64	18.21	0.00%	-4.16%	-4.16%	1.05	17.34	4.71	3.86	24.03%	23.49%	0.00%	0.00	17.34
Consolidated Bakeries (Jamaica) Limited	PURITY	Q3/30-Sept-18	1.70 - 2.50	0.46	2.06	0.00%	21.18%	21.18%	0.01	257.50	3.32	0.62	3.68%	1.63%	0.00%	0.00	257.50
Sector Average						0.28%	3.19%	3.19%	0.29	50.54	3.99	2.16	15.84%	15.31%	0.10%	0.00	50.54
Insurance																	
General Accident Insurance Company (Ja) Limited	GENAC	Q3/30-Sept-18	2.65 - 5.00	3.61	3.50	0.00%	-1.13%	-1.13%	0.26	13.46	1.99	1.76	9.58%	19.91%	0.00%	0.00	13.46
IronRock Insurance Company Limited	ROC	Q3/30-Sept-18	2.95 - 5.00	1.01	4.70	0.00%	-4.08%	-4.08%	0.10	47.09	1.98	2.37	1.94%	-9.38%	0.00%	0.00	47.09
Key Insurance Company Limited	KEY	Q3/30-Sept-18	2.75 - 5.02	1.15	3.12	-1.89%	-22.00%	-22.00%	-0.02	-173.33	2.84	1.10	-9.09%	-4.00%	0.00%	0.00	-173.33
Sector Average						-0.63%	-9.07%	-9.07%	0.11	30.28	2.27	1.75	0.81%	2.18%	0.00%	0.00	-37.59
Other																	
SSL Venture Capital Jamaica Limited	SSLVC	Q3/30-Sept-18	1.50 - 2.50	0.78	1.95	0.00%	0.00%	0.00%	0.56	3.46	0.30	N/A	-12.04%	-50.26%	0.00%	0.00	3.46
Express Catering Limited	ECL	Q2/30-Nov-18	3.65 - 9.01	13.05	7.97	0.00%	-0.38%	-0.38%	35.23	N/A	0.15	53.72	88.04%	26.94%	0.01%	0.00	N/A
Cargo Handlers Limited	CHL	YE/30-Sept-18	9.49 - 15.50	6.27	15.06	0.00%	0.40%	0.40%	0.44	34.23	1.02	14.76	42.98%	43.27%	0.00%	0.00	34.23
Kingston Live Entertainment Limited	KLE	Q3/30-Sept-18	2.20 - 4.00	0.28	2.80	0.00%	-11.11%	-11.11%	0.06	46.67	1.43	1.96	2.97%	121.44%	0.00%	0.00	46.67
Main Events Entertainment Group Limited	MEEG	YE/31-Oct-18	5.04 - 8.00	1.95	6.50	8.70%	-6.74%	-6.74%	0.32	20.31	1.80	3.60	17.50%	20.47%	0.00%	0.00	20.31
Knutsford Express Services Limited	KEX	Q1/31-Aug-18	10.00 - 15.00	6.33	12.66	-2.62%	-2.62%	-2.62%	0.42	30.14	1.43	8.86	52.52%	30.72%	0.00%	0.00	30.14
Sweet River Abattoir and Supplies Company Limited	SRA	Q2/30-Sept-18	3.50 - 3.86	0.29	3.50	0.00%	0.00%	0.00%	-0.31	-11.29	0.46	7.57	-52.88%	1.31%	0.00%	0.00	-11.29
Stationery and Office Supplies Limited	SOS	Q3/30-Sept-18	4.00 - 10.00	2.25	9.00	0.00%	7.78%	7.78%	0.46	19.43	1.98	4.54	26.86%	14.19%	0.00%	0.00	19.43
tTech Limited	TTECH	Q3/30-Sept-18	4.50 - 7.00	0.53	5.00	-0.79%	8.93%	8.93%	0.22	22.73	1.95	2.56	19.84%	22.98%	0.00%	0.00	22.73
Fosrich Company Limited	FOSRICH	Q3/30-Sept-18	2.25 - 4.49	1.89	3.76	0.27%	-3.09%	-3.09%	0.22	17.09	1.35	2.78	14.69%	6.02%	0.00%	0.00	17.09
Gwest Corporation Limited	GWEST	Q2/30-Sept-18	1.24 - 3.30	0.83	1.71	0.00%	20.42%	20.42%	0.53	3.23	1.60	1.07	-22.68%	-0.01%	0.00%	0.00	3.23
Elite Diagnostic Limited	ELITE	Q1/30-Sept-18	2.60 - 3.55	1.04	2.93	2.81%	0.34%	46.50%	0.11	27.90	1.14	2.58	1.84%	14.42%	0.00%	0.00	27.90
Indies Pharma Jamaica Limited	INDIES	Q2/30-April-18	1.95 - 4.10	4.04	3.03	1.00%	-4.72%	102.00%	0.10	29.97	0.28	10.78	31.36%	46.91%	0.00%	0.00	N/A
Sector Average						0.50%	1.24%	1.24%	3.47	21.92	1.23	10.14	16.16%	21.55%	0.00%	0.00	24.23
Retail Trade																	
Lasco Distributors Limited	LASD	Q2/30-Sept-18	3.45 - 5.00	13.08	3.82	3.24%	-1.80%	-1.80%	0.21	18.24	1.47	2.60	20.41%	14.86%	0.00%	0.00	18.24
Paramount Trading Limited	PTL	Q2/30-Nov-18	2.00 - 3.50	3.22	2.09	1.95%	-27.93%	-27.93%	0.02	87.08	0.46	4.52	24.51%	12.00%	0.00%	0.00	87.08
Derrimon Trading Company Limited	DTL	Q3/30-Sept-18	0.70 - 4.00	0.73	2.66	-6.67%	5.14%	5.14%	0.12	22.35	4.24	0.63	27.92%	14.53%	0.00%	0.00	22.35
Caribbean Producers Jamaica Limited	CPJ	Q1/30-Sept-18	4.00 - 7.15	5.75	5.23	4.60%	7.39%	7.39%	0.09	58.50	2.59	2.02	24.51%	12.00%	0.00%	0.00	58.50
Medical Disposables and Supplies Limited	MDS	Q2/30-Sept-18	4.30 - 10.00	1.74	6.60	-5.71%	-11.76%	-11.76%	0.43	15.35	2.59	2.55	11.18%	16.27%	0.00%	0.00	15.35
CAC 2000 Limited	CAC	YE/31-Oct-18	8.00 - 20.00	1.94	15.00	-6.25%	-11.35%	-11.35%	0.58	25.86	3.78	3.97	16.42%	23.81%	0.00%	0.00	25.86
Jetcon Corporation Limited	JETCON	Q3/30-Sept-18	2.60 - 4.99	0.61	3.15	-4.26%	3.62%	3.62%	0.18	17.36	2.61	1.21	3.75%	33.67%	0.00%	0.00	17.36
Everything Fresh Limited	EFRESH	Q3/30-Sept-18	1.00 - 2.80	1.48	1.90	7.95%	22.58%	-24.00%	0.05	39.73	0.81	2.34	6.06%	19.08%	0.00%	0.00	39.73
Fontana Limited	FTNA	Q1/30-Sept-18	3.00 - 4.20	4.41	3.53	0.86%	#N/A	41.20%	0.26	13.80	0.66	5.33	0.00%	0.00%	0.00%	0.00	13.80
Sector Average						-1.87%	-5.24%	-5.24%	0.23	34.96	2.54	2.50	18.39%	18.16%	0.00%	0.00	34.96
Tourism																	
Dolphin Cove Limited	DCOVE	Q3/30-Sept-18	14.45 - 18.50	5.89	15.01	0.00%	-9.03%	-9.03%	1.15	13.06	8.99	1.67	14.83%	11.24%	0.00%	0.00	13.06
Sector Average						0.00%	-9.03%	-9.03%	1.15	13.06	8.99	1.67	14.83%	11.24%	0.00%	0.00	13.06
Market Average						-0.56%	-5.43%	-4.71%	0.99	25.91	3.94	3.36	14.42%	15.37%	0.02%	0.00	19.07

Company	Ticker	Most Recent Financial Quarter	52 Week Range (\$)	Market Cap (J\$Billion)	Last Sale Price (\$)	Performance (%)			EPS	P/E	BVPS	P/BV	ROE (%)		Dividend Yield	EPS	P/E
						1 Day	MTD	YTD	(\$)	Ratio (X)	(\$)	Ratio (X)	YTD	Y/E	(%)	(\$)	Ratio (X)
JSE US Market																	
									(US\$)		(US\$)				(US\$)		
Proven Investments Limited	PROVEN	Q2/30-Sept-18	0.15 - 0.25	0.12	0.22	0.00%	10.03%	10.03%	0.01	22.87	0.15	1.44	12.37%	6.06%	0.00%	0.00	22.87
Syngus Credit Investments Limited	SCIUSD	Q1/30-Sept-18	0.08 - 0.13	0.01	0.08	4.50%	-24.00%	-24.00%	0.01	9.29	27.58	0.00	20.11%	13.42%	0.00%	0.00	9.29
Sector Average						0.00%	10.03%	10.03%	0.01	22.87	0.15	1.44	12.37%	6.06%	0.00%	0.00	22.87
Tourism																	
Margaritaville (Turks) Limited	MTL	Q2/30-Nov-18	0.15 - 0.25	0.02	0.24	2.92%	20.00%	20.00%	0.00	73.17	7.90	0.03	20.11%	13.42%	0.00%	0.00	73.17
Sector Average						2.92%	20.00%	20.00%	0.00	73.17	7.90	0.03	20.11%	13.42%	0.00%	0.00	73.17
Other																	
Productive Business Solution Limited	PBS	Q3/30-Sept-18	0.50 - 0.62	0.07	0.58	0.00%	0.00%	0.00%	-0.04	-14.36	0.28	2.08	-4.09%	-10.52%	0.00%	0.00	-14.36
Sector Average						0.00%	0.00%	0.00%	-0.04	-14.36	0.28	2.08	-4.09%	-10.52%	0.00%	0.00	-14.36
Market Average						0.97%	10.01%	10.01%	-0.01	27.23	2.78	1.18	9.46%	2.99%	0.00%	0.00	27.23