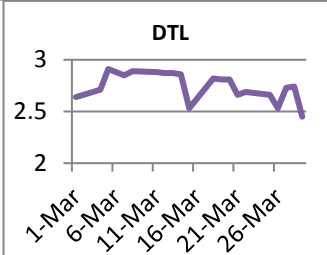

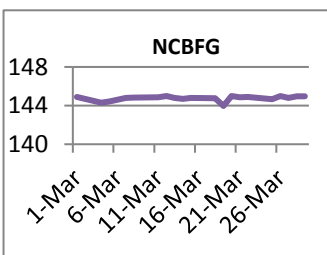

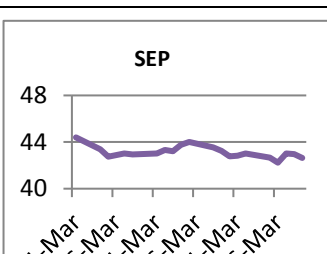

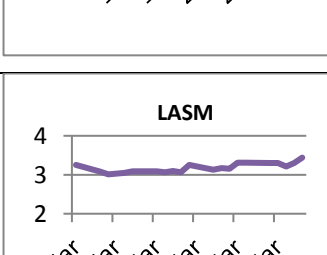

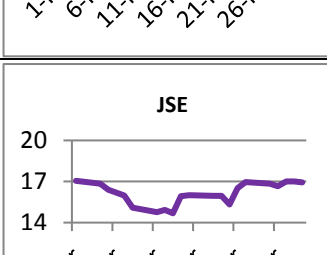



WEEKLY STOCK PICKS

Disclaimer: The following stock picks are for information purposes only. The information stated herein may reflect the opinion and views of VM Wealth Management in relation to market conditions and does not constitute any representation or warranties in relation to investment returns and the credibility of the sources of information relied upon in the preparation of this report, without further research and verification. Before making any investment decision, please consult a VM Wealth Management Advisor.

STOCK	STOCK DATA	4-WEEK PRICE MOVEMENT (\$)	RECOMMENDATION & RATIONALE
DTL Derrimon Trading Co Ltd	CLOSE PRICE: J\$2.45		RECOMMENDATION: BUY  RATIONALE: For the year ended December 31, 2018, DTL's Consolidated Revenues increased 28.8% to \$6.34B. Although the EPS remained flat, mainly due to a surge in selling & distribution costs, investors may still anticipate further efficiency gains from the acquisition of Woodcats International which took place late in the 2018 3 rd quarter. We believe the stock is undervalued based on its fundamentals.
	YTD CHANGE: -3.16%		
	P/E RATIO: 20.59x		
	P/B RATIO: 6.34x		
NCBFG NCB Financial Group Ltd	CLOSE PRICE: J\$144.97		RECOMMENDATION: BUY  RATIONALE: In the 1 st quarter ended December 31, 2018, NCBFG reported a 24.19% increase in Revenue to \$20.38B, while Net profits attributable to shareholders fell 1.26% to \$7.40B. This was as a result of impairment losses as well as depreciation and amortization costs incurred. Despite the underwhelming 1 st quarter the acquisition of Guardian Holdings as well as its digitization efforts will further boost NCBFG's financial performance.
	YTD CHANGE: -2.85%		
	P/E RATIO: 12.77x		
	P/B RATIO: 2.54x		
SEP Sepro Ltd	CLOSE PRICE: J\$42.64		RECOMMENDATION: BUY  RATIONALE: For the year ended December 31, 2018, SEP Revenue rose 47.6% to \$24.3B. This increase was largely as a result of its acquisitions of Nestle and Facey Commodity company. Net Profits realised a 93% growth to close the year at \$647.8M. We continue to hold a positive view of SEP given the continued growth in its Revenue and Net Profit and the continued efforts to eliminate the losses from its sugar manufacturing arm. Once this has been done the company performance is expected to strengthen even further.
	YTD CHANGE: 42.43%		
	P/E RATIO: 16.79x		
	P/B RATIO: 2.10x		
LASM Lasco Manufacturing Ltd	CLOSE PRICE: J\$3.44		RECOMMENDATION: BUY  RATIONALE: In its 3 rd quarter ended December 31, 2018 LASM realized Revenue growth of 6.3% over the corresponding period to close at \$5.6B. Net Profit saw a more significant increase of 31.5% to \$700.5M. LASM has completed the construction of its new warehouse which has reduced costs and increased efficiency. The company has further expansions in the pipeline and we view these recent moves favourably.
	YTD CHANGE: -7.03%		
	P/E RATIO: 14.96x		
	P/B RATIO: 2.57x		
JSE Jamaica Stock Exchange Ltd	CLOSE PRICE: J\$16.94		RECOMMENDATION: BUY  RATIONALE: JSE earned Revenue of \$1.39B for the year ended December 31, 2018, which represented a 40.3% improvement over 2017. Net profits increased 87.1% to \$413M over the same period. The JSE anticipates numerous IPOs this year and attendant fee income from these that are expected to significantly contribute to its topline. It may face compensation costs related to the misallocation of reserved shares in the recent Facey offer of SEP shares but this should be a minor setback.
	YTD CHANGE: 65.11%		
	P/E RATIO: 28.71x		
	P/B RATIO: 11.66x		

Ticker	52 Week Range (\$)	Last Week's Close Price	P/E Ratio	Price/Book Value Per Share (X)	Net Profit Margin	Dividend Yield for Yr 2019	YTD ROE	Recommendation
MAIN INDEX								
138 Student Living Ja Ltd	138SL	1.60 - 5.80	3.69	-23.06	7.90	-19.65%	0.00%	5.29% BUY
1834 Investments Ltd	1834	0.90 - 1.25	1.05	24.14	1.43	50.42%	0.00%	0.00% HOLD
Barita Investments Ltd	BIL	8.00 - 56.00	42.79	36.89	6.85	27.54%	2.17%	14.17% HOLD
Berger Paints Ltd	BRG	16.50 - 24.60	20.96	25.88	5.32	6.39%	0.00%	15.22% BUY
Caribbean Cement Company Ltd	CCC	34.60 - 60.00	56.17	19.37	7.54	13.74%	0.00%	37.62% SELL
Carreras Ltd	CAR	8.50 - 10.90	9.43	12.99	0.28	25.89%	1.91%	201.16% BUY
Ciboney Group Limited	CBNY	0.07 - 0.20	0.13	0.29	0.02	-7833.33%	0.00%	36.31% SELL
Eppley Ltd	EPLY	10.00 - 17.00	12.30	3.64	25.39	29.17%	1.48%	39.76% BUY
GraceKennedy Ltd	GK	45.80 - 75.00	59.75	11.83	42.58	6.03%	0.59%	11.59% SELL
Jamaica Broilers Group Ltd	JBG	18.19 - 36.00	31.59	17.17	11.54	10.94%	0.00%	15.34% HOLD
JMMB Group Ltd	JMMBGL	24.70 - 40.00	31.99	13.11	15.94	21.92%	0.00%	14.64% BUY
Jamaica Producers Ltd	JP	14.95 - 33.00	22.16	22.03	10.69	4.06%	0.00%	6.63% BUY
Jamaica Stock Exchange Ltd	JSE	6.50 - 18.22	16.94	28.71	1.45	29.17%	1.48%	39.76% BUY
Kingston Properties Ltd	KPREIT	5.00 - 8.45	7.00	66.67	5.53	16.63%	1.12%	1.93% SELL
Kingston Wharves Ltd	KW	37.99 - 85.00	71.37	52.66	17.42	34.41%	0.35%	10.02% BUY
Mayberry Investments Ltd	MIL	5.30 - 11.70	8.28	63.69	11.63	5.75%	0.00%	0.76% BUY
Mayberry Jamaican Equities Limited	MJE	8.20 - 16.00	10.00	79.26	81.94	16.22%	0.00%	0.83% BUY
MPC Caribbean Clean Energy Limited	MPCCEL	130.00 - 130.60	130.60	N/A	-0.21	N/A	0.00%	14.64% BUY
NCB Financial Group Ltd	NCBFG	93.50 - 161.00	144.97	12.77	57.01	35.70%	0.62%	21.13% BUY
Palace Amusement Co (1921) Ltd	PAL	750.00 - 1500.00	1,450.00	16.02	336.15	-0.88%	0.00%	-1.90% HOLD
PanJam Investment Ltd	PJAM	37.12 - 85.00	81.67	17.53	31.02	139.95%	0.32%	15.68% HOLD
Portland JSX Ltd	PJX	7.01 - 11.50	7.51	11.45	10.03	2071.93%	0.00%	5.39% BUY
Pulse Investments Ltd	PULS	1.53 - 4.00	2.95	12.29	1.72	96.70%	0.61%	17.03% SELL
Radio Jamaica Ltd	RJR	0.77 - 1.40	1.07	29.72	1.01	0.80%	0.00%	1.86% BUY
Sagicor Group Jamaica Ltd	SJ	36.00 - 55.00	39.14	12.88	18.79	17.14%	0.00%	6.37% HOLD
Sagicor Real Estate X Fund Ltd	XFUND	9.51 - 15.70	10.57	-117.44	10.26	-9.84%	0.00%	-3.34% BUY
Salada Foods Ltd	SALF	10.00 - 42.50	29.05	15.29	8.27	-13.39%	0.00%	-10.27% SELL
Scotia Group Jamaica Ltd	SGJ	48.00 - 64.00	52.03	13.84	37.17	31.69%	0.98%	11.04% BUY
Seprod Ltd	SEP	26.80 - 62.00	42.64	16.79	20.32	5.13%	1.06%	8.39% BUY
Syngus Credit Investments Limited JMD	SCIJMD	10.00 - 17.00	12.30	10.83	25.39	62.08%	0.00%	5.14% BUY
Sterling Investments Ltd	SIL	1.56 - 5.60	3.55	5.55	14.59	31.69%	1.70%	0.00% BUY
Stanley Motta Ltd	SML	4.20 - 5.50	4.50	1.42	5.56	859.29%	0.00%	0.00% BUY
Supreme Ventures Ltd	SVL	11.50 - 28.95	27.50	34.72	1.25	6.37%	0.62%	63.51% BUY
Victoria Mutual Investments Ltd	VMIL	3.01 - 4.50	3.86	14.30	1.85	54.37%	0.00%	8.39% N/A
Wisynco Group Ltd	WISYNCO	8.70 - 12.10	11.75	16.55	2.66	22.86%	0.60%	33.38% SELL
JUNIOR INDEX								
Access Financial Services Ltd	AFS	36.00 - 53.00	46.00	31.37	9.01	47.46%	1.04%	37.15% SELL
AMG Packaging & Paper Company Ltd	AMG	1.60 - 3.30	2.15	23.89	0.92	7.53%	0.00%	13.48% SELL
Blue Power Group Ltd	BPOW	2.80 - 7.50	4.60	18.04	1.54	9.44%	0.00%	19.53% SELL
CAC 2000 Ltd	CAC	8.00 - 20.00	12.00	38.71	3.49	0.97%	0.00%	34.55% BUY
Cargo Handlers Ltd	CHL	9.49 - 15.50	11.78	29.45	1.08	23.32%	1.02%	22.45% SELL
Caribbean Cream Ltd	KREMI	4.50 - 8.25	5.55	18.50	1.89	8.37%	0.00%	19.91% HOLD
Caribbean Flavours & Fragrances Ltd	CFF	9.07 - 21.00	17.10	16.29	4.71	21.04%	0.00%	24.03% SELL
Caribbean Producers Jamaica Ltd	CPJ	4.11 - 7.15	4.77		2.58	-2.11%	0.00%	-10.21% HOLD
Consolidated Bakeries (Ja) Ltd	PURITY	1.70 - 2.50	1.99	248.75	3.32	2.81%	0.00%	3.68% HOLD
Derrimon Trading Company Ltd	DTL	0.75 - 4.00	2.45	20.59	6.34	2.98%	0.00%	28.88% BUY
Dolphin Cove Ltd	DCOVE	10.20 - 18.00	13.99	12.32	9.26	15.71%	1.43%	8.46% BUY
Elite Diagnostic Limited	ELITE	2.71 - 3.55	3.01	75.25	1.15	3.72%	0.00%	14.42% HOLD
Everything Fresh Limited	EFRESH	1.00 - 2.80	1.51	31.58	0.79	0.46%	0.00%	15.35% BUY
Express Catering Ltd	ECL	4.60 - 9.01	7.79	29.13	0.15	16.83%	0.01%	88.04% SELL
Fontana Limited	FTNA	3.00 - 4.20	4.05	26.14	0.73	8.08%	0.00%	0.00% SELL
FosRich Company Ltd	FOSRICH	2.25 - 4.50	4.00	22.22	1.38	6.99%	0.00%	13.04% HOLD
General Accident Insurance Company Ltd	GENAC	2.65 - 5.00	4.36	11.47	2.01	3.38%	0.00%	14.62% SELL
GWest Corporation Ltd	GWEST	1.11 - 3.30	1.40	2.00	1.54	-124.61%	0.00%	-22.16% HOLD
Honey Bun (1982) Ltd	HONBUN	3.10 - 5.25	4.24	16.31	1.39	10.32%	0.71%	23.93% BUY
iCreate	ICREATE	0.90 - 1.30	1.00	-67.39	-0.01	23.52%	0.00%	1234.08% SELL
Indies Pharma Jamaica Limited	INDIES	1.95 - 4.10	3.09	28.09	0.54	27.89%	0.00%	27.08% HOLD
IronRock Insurance Company Ltd	ROC	2.95 - 5.00	3.99	N/A	1.98	15.05%	0.00%	1.63% SELL
ISP Finance Services Ltd	ISP	11.00 - 22.00	15.50	31.57	3.22	16.83%	0.00%	15.24% SELL
Jamaican Teas Ltd	JAMT	3.50 - 6.00	3.90	13.22	1.83	13.17%	0.00%	16.33% HOLD
Jetcon Corporation Ltd	JETCON	2.30 - 4.55	2.98	16.42	0.86	7.91%	0.00%	19.60% HOLD
Key Insurance Company Ltd	KEY	2.75 - 5.02	3.15	-7.19	2.47	-14.18%	0.00%	-17.88% SELL
Knutsford Express Services Ltd	KEX	10.00 - 14.48	12.21	29.07	1.43	22.34%	0.00%	36.98% SELL
K.L.E. Group Ltd	KLE	2.25 - 4.00	2.65	44.17	1.43	2.03%	0.00%	3.11% SELL
Lasco Distributors Ltd	LASD	3.30 - 4.62	3.72	17.76	1.44	4.66%	0.00%	18.22% HOLD
Lasco Financial Ltd	LASF	3.80 - 6.00	4.51	19.00	1.29	15.40%	0.00%	23.74% BUY
Lasco Manufacturing Ltd	LASM	2.90 - 4.49	3.44	14.96	1.34	12.48%	0.00%	17.98% BUY
Main Event Entertainment Group Ltd	MEEG	5.00 - 8.00	5.51	17.22	1.85	6.90%	0.00%	23.08% HOLD
Medical Disposables & Supplies Ltd	MDS	4.30 - 10.00	7.60	19.49	2.86	0.97%	0.00%	4.18% SELL
Paramount Trading Ltd	PTL	2.00 - 3.15	2.30	95.83	0.46	4.97%	0.00%	-10.21% HOLD
SSL Venture Capital Jamaica Limited	SSLVC	1.50 - 2.50	1.70	3.06	0.30	-9.26%	0.00%	-12.04% SELL
Stationery and Office Supplies Ltd	SOS	5.17 - 10.00	6.87	14.83	1.98	11.43%	0.73%	26.86% BUY
Sweet River Abattoir and Supplies Ltd	SRA	3.00 - 3.86	3.00	-11.11	0.45	-6.24%	0.00%	-16.60% BUY
tTech Ltd	TTECH	4.50 - 7.00	6.00	27.27	1.88	9.70%	0.00%	13.85% HOLD
US INDEX								
Margaritaville (Turks) Ltd	MTL	0.15 - 0.25	0.25	76.22	7.80	11.15%	0.00%	20.11% SELL
Proven Investments Ltd	PROVEN	0.15 - 0.25	0.22	23.50	0.13	27.43%	0.00%	8.37% BUY
Productive Business Solutions Ltd	PBS	0.50 - 0.62	0.59	-14.57	36.44	11.15%	0.00%	-6.32% BUY
Syngus Credit Investments Limited USD	SCIUSD	0.08 - 0.13	0.10	11.11	27.24	240.22%	1.74%	20.11% BUY
MPC Caribbean Clean Energy Limited	MPCCELUS	0.00 - 0.00	1.00	N/A	-0.21	N/A	0.00%	N/A SELL

Company	Ticker	Most Recent Financial Quarter	52 Week Range (\$)	Market Cap (J\$Billion)	Last Sale Price (\$)	Performance (%)			EPS (\$)	P/E Ratio (X)	BVPS (\$)	P/BV Ratio (X)	ROE (%)		Dividend Yield (%)	EPS (\$)	P/E Ratio (X)
						1 Day	MTD	YTD					YTD	Y/E			
JSE Main Market																	
Finance																	
Barita Investments Limited	BIL	Q1/31-Dec-18	8.00 - 56.00	19.08	42.79	7.08%	-15.22%	-19.52%	1.16	36.89	6.85	6.25	14.17%	6.95%	2.17%	0.93	36.89
Eppley Limited	EPLY	YE/31-Dec-18	7.99 - 13.00	2.03	10.57	0.00%	-3.91%	15.52%	2.90	3.64	77.44	0.14	8.39%	5.42%	36.00%	0.36	3.64
Mayberry Investments Limited	MIL	YE/31-Dec-18	5.30 - 11.70	9.95	8.28	-0.24%	-8.81%	-9.21%	0.13	63.69	11.63	0.71	0.76%	3.64%	0.00%	0.00	63.69
Mayberry Jamaican Equities Limited	MJE	YE/31-Dec-18	8.20 - 16.00	12.01	10.00	3.09%	10.99%	7.99%	0.13	79.26	81.94	0.12	0.83%	3.68%	0.00%	0.00	79.26
JMMB Group Limited	JMMBGL	Q3/31-Dec-18	24.70 - 40.00	52.16	31.99	0.00%	-2.11%	-4.62%	2.44	13.11	15.94	2.01	14.64%	12.01%	0.00%	0.00	13.11
Jamaica Stock Exchange Limited	JSE	Q3/30-Sept-18	6.50 - 18.22	11.88	16.94	-0.35%	-5.15%	65.11%	0.59	28.71	1.45	11.66	39.76%	25.45%	1.48%	0.25	28.71
Scotia Group Jamaica Limited	SGJ	YE/31-Oct-18	48.00 - 64.00	161.90	52.03	1.88%	-2.18%	-5.07%	3.76	13.84	37.17	1.40	11.04%	11.38%	0.98%	0.51	13.84
Sagcor Group Jamaica Limited	SJ	Q3/30-Sept-18	36.00 - 55.00	152.87	39.14	1.35%	-2.42%	4.46%	3.04	12.88	18.79	2.08	6.37%	6.04%	0.00%	0.00	12.88
NCB Financial Group Limited	NCBFG	Q1/31-Dec-18	93.50 - 161.00	357.61	144.97	0.01%	0.21%	-2.85%	11.35	12.77	57.01	2.54	21.13%	14.95%	0.62%	0.90	12.77
Sterling Investments Limited	SIL	Q3/30-Jun-18	1.56 - 5.60	0.21	3.55	-10.58%	-12.13%	-1.66%	0.64	5.55	14.59	0.24	0.00%	0.00%	1.70%	0.06	5.55
Victoria Mutual Investments Limited	VMIL	Q3/30-Sept-18	3.01 - 4.50	5.79	3.86	-0.77%	1.58%	2.66%	0.27	14.30	1.85	2.09	8.39%	5.42%	0.00%	0.00	14.30
Syngus Credit Investments Limited	SCIJMD	Q1/30-Sept-18	10.00 - 17.00	2.27	12.30	2.67%	-11.51%	12.12%	1.14	10.83	25.39	0.48	5.14%	3.89%	0.00%	0.00	10.83
Sector Average						0.13%	-3.56%	4.80%	2.40	25.88	29.52	2.66	11.41%	8.63%	3.90%	0.30	25.88
Manufacturing																	
Seprod Limited	SEP	YE/31-Dec-18	26.80 - 62.00	31.28	42.64	-0.77%	0.02%	42.32%	2.54	16.79	20.32	2.10	8.39%	5.42%	1.06%	0.45	16.79
Caribbean Cement Company Limited	CCC	Q3/30-Sept-18	34.60 - 60.00	47.81	56.17	-1.28%	2.26%	32.48%	2.90	19.37	7.54	7.45	37.62%	14.94%	0.00%	0.00	19.37
Salada Foods Jamaica Limited	SALF	Q1/31-Dec-18	10.00 - 42.50	3.02	29.05	0.00%	-9.16%	-17.00%	1.90	15.29	8.27	3.51	-10.27%	7.89%	0.00%	0.00	15.29
Kingston Wharves Limited	KW	Q3/30-Sept-18	37.99 - 85.00	102.07	71.37	0.39%	-5.19%	-7.54%	1.36	52.66	17.42	4.10	10.02%	20.85%	0.35%	0.25	52.66
Berger Paints Limited	BRG	Q3/30-Sept-18	16.50 - 24.60	4.49	20.96	0.00%	4.80%	-4.51%	0.81	25.88	5.32	3.94	15.22%	15.85%	0.00%	0.00	25.88
Jamaica Broilers Group Limited	JBG	Q2/31-Oct-18	18.19 - 36.00	37.89	31.59	3.24%	-2.98%	8.48%	1.84	17.17	11.54	2.74	15.34%	12.26%	0.00%	0.00	17.17
Wisynco Group Limited	WISYNCO	Q1/30-Sept-18	8.70 - 12.10	44.06	11.75	2.53%	-1.59%	7.40%	0.71	16.55	2.66	4.42	33.38%	30.12%	0.60%	0.07	16.55
Sector Average						0.59%	-1.69%	8.81%	1.72	23.39	10.44	4.04	15.67%	15.33%	0.29%	0.12	23.39
Communications																	
1834 Investments Limited	1834	Q2/30-Sept-18	0.90 - 1.25	1.27	1.05	-4.55%	0.00%	-9.48%	0.04	24.14	1.43	0.74	2.99%	0.71%	0.00%	0.00	24.14
Radio Jamaica Limited	RJR	Q3/31-Dec-18	0.77 - 1.40	2.59	1.07	-2.73%	0.94%	20.22%	0.04	29.72	1.01	1.06	1.86%	5.80%	0.00%	0.00	29.72
Sector Average						-3.64%	0.47%	0.05	0.04	26.93	1.22	0.90	2.43%	3.26%	0.00%	0.00	26.93
Retail Trade & Conglomerates																	
Carreras Limited	CAR	Q2/30-Sept-18	8.50 - 10.90	45.78	9.43	0.00%	-0.53%	-0.42%	0.73	12.99	0.28	34.10	201.16%	168.05%	1.91%	0.18	12.99
GraceKennedy Limited	GK	Q3/30-Sept-18	45.80 - 75.00	59.45	59.75	-0.20%	0.64%	-5.91%	5.05	11.83	42.58	1.40	11.59%	9.97%	0.59%	0.35	11.83
Jamaica Producers Group Limited	JP	Q3/30-Sept-18	14.95 - 33.00	24.87	22.16	-0.85%	-3.99%	-1.99%	1.01	22.03	10.69	2.07	6.63%	36.35%	0.00%	0.00	22.03
PanJam Investment Limited	PJAM	Q3/30-Sept-18	37.12 - 85.00	87.07	81.67	-0.04%	2.65%	12.38%	4.66	17.53	31.02	2.63	15.68%	14.42%	0.32%	0.27	17.53
Sector Average						-0.27%	-0.31%	1.02%	2.86	16.09	21.14	10.05	58.76%	57.20%	0.70%	0.20	16.09
Tourism & Other Services																	
138 Student Living Jamaica Limited	138SL	Q1/31-Dec-18	1.60 - 5.80	1.53	3.69	0.00%	-30.51%	5.43%	-0.16	-23.06	7.90	0.47	5.29%	2.29%	0.00%	0.00	-23.06
Ciboney Group Limited	CBNY	Q2/30-Nov-18	0.07 - 0.20	0.07	0.13	8.33%	-18.75%	8.33%	0.44	0.29	0.02	6.03	36.31%	31.24%	0.00%	0.00	0.29
Kingston Properties Limited	KPREIT	YE/31-Dec-18	5.00 - 8.45	2.25	7.00	16.67%	16.67%	16.67%	0.11	66.67	5.53	1.27	1.93%	4.55%	1.12%	0.00	66.67
Pulse Investments Limited	PULS	Q2/31-Dec-18	1.53 - 4.00	4.81	2.95	-0.67%	8.86%	-1.34%	0.24	12.29	1.72	1.71	17.03%	11.38%	0.61%	0.02	12.29
Palace Amusement Company Limited	PAL	Q2/31-Dec-18	750.00 - 1500.00	2.08	1450.00	0.00%	0.00%	0.00%	90.54	16.02	336.15	4.31	-1.90%	7.82%	0.00%	0.00	16.02
Portland JSX Limited	PJX	Q3/30-Nov-18	7.01 - 11.50	2.33	7.51	0.00%	-1.57%	0.13%	0.66	11.45	10.03	0.75	5.39%	-6.43%	0.00%	0.00	11.45
Sagcor Real Estate X Fund Limited	XFUND	Q3/30-Sept-18	9.51 - 15.70	23.71	10.57	-0.09%	0.67%	-24.88%	-0.09	-117.44	10.26	1.03	-3.34%	10.25%	0.00%	0.00	-117.44
Supreme Ventures Limited	SVL	YE/31-Dec-18	11.50 - 28.95	72.52	27.50	0.84%	35.94%	59.14%	0.79	34.72	1.25	22.08	63.51%	42.09%	0.62%	0.17	34.72
Stanley Motta Limited	SML	YE/31-Dec-18	4.20 - 5.50	3.41	4.50	2.27%	-6.83%	-15.57%	3.16	1.42	5.56	0.81	0.00%	0.00%	0.00%	0.00	1.42
MPC Caribbean Clean Energy Limited	MPCCEL	YE/31-Dec-18	130.00 - 130.60	1.49	130.60	0.00%	0.46%	N/A	N/A	N/A	-0.21	-624.37	0.00%	0.00%	0.00%	0.00	N/A
Sector Average						3.13%	1.41%	7.94%	11.57	23.57	46.61	4.52	15.53%	12.90%	0.29%	0.02	0.12
Market Average						-0.01%	-0.73%	5.59%	3.72	22.83	21.78	4.43	20.76%	19.46%	1.04%	0.13	18.48

Company	Ticker	Most Recent Financial Quarter	52 Week Range (\$)	Market Cap (J\$Billion)	Last Sale Price (\$)	Performance (%)			EPS (\$)	P/E Ratio (X)	BVPS (\$)	P/BV Ratio (X)	ROE (%)		Dividend Yield (%)	EPS (\$)	P/E Ratio (X)
						1 Day	MTD	YTD					YTD	Y/E			
JSE Junior Market																	
Finance																	
Lasco Financial Services Limited	LASF	Q3/31-Dec-18	3.80 - 6.00	5.70	4.51	-0.88%	2.04%	0.22%	0.24	19.00	1.29	3.48	23.74%	14.87%	0.00%	0.00	19.00
Access Financial Services Limited	AFS	Q3/31-Dec-18	36.00 - 53.00	12.63	46.00	-1.29%	-6.79%	-9.02%	1.47	31.37	9.01	5.11	37.15%	40.89%	1.04%	0.48	31.37
ISP Finance Services Limited	ISP	YE/31-Dec-18	11.00 - 22.00	1.63	15.50	0.00%	19.23%	-22.50%	0.49	31.57	3.22	4.81	15.24%	16.00%	0.00%	0.00	31.57
Sector Average						-0.72%	4.83%	-10.43%	0.73	27.31	4.51	4.47	25.38%	23.92%	0.35%	0.16	27.31
Manufacturing																	
Blue Power Group Limited	BPOW	Q3/31-Jan-19	2.80 - 7.50	2.60	4.60	0.00%	-6.69%	-8.73%	0.26	18.04	1.54	2.98	19.53%	14.21%	0.00%	0.00	18.04
AMG Packaging & Paper Co Limited	AMG	Q1/30-Nov-18	1.60 - 3.30	1.10	2.15	0.00%	-10.42%	13.16%	0.09	23.89	0.92	2.34	13.48%	7.80%	0.00%	0.00	23.89
Caribbean Cream Limited	KREMI	Q3/30-Nov-18	4.50 - 8.25	2.10	5.55	0.18%	5.11%	-4.64%	0.30	18.50	1.89	2.94	19.91%	29.17%	0.00%	0.00	18.50
Honey Bun (1982) Limited	HONBUN	Q1/31-Dec-18	3.10 - 5.25	2.00	4.24	-0.24%	11.29%	8.72%	0.26	16.31	1.39	3.05	23.93%	16.14%	0.71%	0.03	16.31
Jamaican Teas Limited	JAMT	Q1/31-Dec-18	3.50 - 6.00	2.69	3.90	-2.50%	-8.02%	-13.33%	0.30	13.22	1.83	2.13	16.33%	11.49%	0.00%	0.00	13.22
Lasco Manufacturing Limited	LASM	Q3/31-Dec-18	2.90 - 4.49	14.07	3.44	4.24%	6.17%	-7.03%	0.23	14.96	1.34	2.57	17.98%	18.57%	0.00%	0.00	14.96
Caribbean Flavours & Fragrances Limited	CFF	Q1/30-Sept-18	9.07 - 21.00	1.54	17.10	0.29%	-7.52%	-10.00%	1.05	16.29	4.71	3.63	24.03%	23.49%	0.00%	0.00	16.29
Consolidated Bakeries (Jamaica) Limited	PURITY	Q3/30-Sept-18	1.70 - 2.50	0.44	1.99	0.00%	0.00%	17.06%	0.01	248.75	3.32	0.60	3.68%	1.63%	0.00%	0.00	248.75
Sector Average						0.25%	-1.26%	-0.60%	0.31	46.24	2.12	2.53	17.36%	15.31%	0.09%	0.00	46.24
Insurance																	
General Accident Insurance Company (Ja) Limited	GENAC	YE/31-Dec-18	2.65 - 5.00	4.50	4.36	8.73%	-2.24%	23.16%	0.38	11.47	2.01	2.17	14.62%	19.91%	0.00%	0.00	11.47
IronRock Insurance Company Limited	ROC	YE/31-Dec-18	2.95 - 5.00	0.85	3.99	12.39%	14.00%	-18.57%	0.00	N/A	1.98	2.01	1.63%	-9.34%	0.00%	0.00	N/A
Key Insurance Company Limited	KEY	YE/31-Dec-18	2.75 - 5.02	1.16	3.15	0.00%	5.00%	-21.25%	-0.44	-7.19	2.47	1.28	-17.88%	4.26%	0.00%	0.00	-7.19
Sector Average						7.04%	5.59%	-5.55%	-0.02	11.47	2.15	1.82	-0.54%	4.94%	0.00%	0.00	2.14
Other																	
SSL Venture Capital Jamaica Limited	SSLVC	Q3/30-Sept-18	1.50 - 2.50	0.68	1.70	0.00%	-12.82%	-12.82%	0.56	3.06	0.30	N/A	-12.04%	-50.26%	0.00%	0.00	3.06
Express Catering Limited	ECL	Q2/30-Nov-18	4.60 - 9.01	12.76	7.79	-0.51%	3.87%	-2.63%	0.27	N/A	0.15	53.16	88.04%	26.94%	0.01%	0.00	N/A
Cargo Handlers Limited	CHL	Q1/31-Dec-18	9.49 - 15.50	4.90	11.78	-9.38%	-10.76%	-21.47%	0.40	29.45	1.08	10.95	22.45%	36.42%	1.02%	0.12	29.45
iCreate Limited	ICREATE	Q3/30-Sept-18	0.90 - 1.30	0.20	1.00	0.00%	-2.91%	-2.91%	-0.01	-67.39	-0.01	-143.48	1234.08%	326.79%	0.00%	0.00	-67.39
Kingston Live Entertainment Limited	KLE	Q3/30-Sept-18	2.25 - 4.00	0.27	2.65	0.00%	-14.52%	-15.87%	0.06	44.17	1.43	1.85	3.11%	121.44%	0.00%	0.00	44.17
Main Events Entertainment Group Limited	MEEG	Q1/31-Jan-19	5.00 - 8.00	1.65	5.51	-0.54%	-2.65%	-20.95%	0.32	17.22	1.85	2.98	23.08%	19.17%	0.00%	0.00	17.22
Knutsford Express Services Limited	KEX	Q2/30-Nov-18	10.00 - 14.48	6.11	12.21	2.61%	-5.13%	-6.08%	0.42	29.07	1.43	8.54	36.98%	32.03%	0.00%	0.00	29.07
Sweet River Abattoir and Supplies Company Limited	SRA	Q3/31-Dec-18	3.00 - 3.86	0.24	3.00	0.00%	-14.29%	-14.29%	-0.27	-11.11	0.45	6.65	-16.60%	0.86%	0.00%	0.00	-11.11
Stationery and Office Supplies Limited	SOS	Q3/30-Sept-18	5.17 - 10.00	1.72	6.87	0.00%	-17.23%	-17.72%	0.46	14.83	1.98	3.47	26.86%	25.28%	0.73%	0.05	14.83
tTech Limited	TTECH	YE/31-Dec-18	4.50 - 7.00	0.64	6.00	0.00%	9.09%	30.72%	0.22	27.27	1.88	3.20	13.85%	9.89%	0.00%	0.00	27.27
Fosrich Company Limited	FOSRICH	YE/31-Dec-18	2.25 - 4.50	2.01	4.00	-4.53%	-1.23%	3.09%	0.18	22.22	1.38	2.90	13.04%	8.46%	0.00%	0.00	22.22
Gwest Corporation Limited	GWEST	Q3/31-Dec-18	1.11 - 3.30	0.68	1.40	-3.45%	-22.22%	-1.41%	0.70	2.00	1.54	0.91	-22.16%	-16.94%	0.00%	0.00	2.00
Elite Diagnostic Limited	ELITE	Q2/31-Dec-18	2.71 - 3.55	1.06	3.01	-4.75%	-5.64%	3.08%	0.04	75.25	1.15	2.62	3.37%	14.42%	0.00%	0.00	75.25
Indies Pharma Jamaica Limited	INDIES	Q1/31-Jan-19	1.95 - 4.10	4.12	3.09	-0.64%	3.34%	-2.83%	0.11	28.09	0.54	-2.83%	27.08%	25.63%	0.00%	0.00	N/A
Sector Average						-1.32%	-7.57%	-6.86%	0.28	21.03	1.12	-4.44	117.56%	45.01%	0.15%	0.02	23.28
Retail Trade																	
Lasco Distributors Limited	LASD	Q3/31-Dec-18	3.30 - 4.62	13.05	3.72	-2.11%	-2.87%	-4.37%	0.21	17.76	1.44	2.59	18.22%	14.86%	0.00%	0.00	17.76
Paramount Trading Limited	PTL	Q2/30-Nov-18	2.00 - 3.15	3.55	2.30	0.00%	10.58%	-20.69%	0.02	95.83	0.46	4.97	-10.21%	11.38%	0.00%	0.00	95.83
Derrimon Trading Company Limited	DTL	YE/31-Dec-18	0.75 - 4.00	6.70	2.45	-10.58%	-5.77%	-3.16%	0.12	20.59	0.39	6.34	28.88%	29.36%	0.00%	0.00	20.59
Caribbean Producers Jamaica Limited	CPJ	Q2/31-Dec-18	4.11 - 7.15	5.25	4.77	0.00%	3.70%	-2.05%	0.00	N/A	2.58	1.85	-10.21%	11.38%	0.00%	0.00	N/A
Medical Disposables and Supplies Limited	MDS	Q3/31-Dec-18	4.30 - 10.00	2.00	7.60	0.00%	11.76%	1.60%	0.39	19.49	2.66	2.86	4.18%	179.45%	0.00%	0.00	19.49
CAC 2000 Limited	CAC	Q1/31-Jan-19	8.00 - 20.00	1.55	12.00	0.00%	-4.00%	-29.08%	0.31	38.71	3.49	3.44	34.55%	17.67%	0.00%	0.00	38.71
Jetcon Corporation Limited	JETCON	YE/31-Dec-18	2.30 - 4.55	1.74	2.98	1.36%	-7.45%	-1.97%	0.18	16.42	0.86	3.45	19.60%	35.51%	0.00%	0.00	16.42
Everything Fresh Limited	EFRESH	YE/31-Dec-18	1.00 - 2.80	1.18	1.51	3.42%	-7.36%	-2.58%	0.05	31.58	0.79	1.90	1.91%	15.35%	0.00%	0.00	31.58
Fontana Limited	FTNA	Q2/31-Dec-18	3.00 - 4.20	5.06	4.05	0.00%	1.50%	115.43%	0.15	26.14	0.73	5.55	0.00%	0.00%	0.00%	0.00	26.14
Sector Average						-1.62%	0.85%	-8.53%	0.18	34.80	1.70	3.64	12.14%	42.80%	0.00%	0.00	34.80
Tourism																	
Dolphin Cove Limited	DCOVE	YE/31-Dec-18	10.20 - 18.00	5.49	13.99	0.00%	-1.89%	-15.21%	1.14	12.32	9.26	1.51	8.46%	13.36%	1.43%	0.20	12.32
Sector Average						0.00%	-1.89%	-15.21%	1.14	12.32	9.26	1.51	8.46%	13.36%	1.43%	0.20	12.32
Market Average						0.60%	0.09%	-8.33%	0.44	23.92	3.48	3.58	30.06%	24.22%	0.34%	0.06	24.35

Company	Ticker	Most Recent Financial Quarter	52 Week Range (\$)	Market Cap (J\$Billion)	Last Sale Price (\$)	Performance (%)			EPS (\$)	P/E Ratio (X)	BVPS (\$)	P/BV Ratio (X)	ROE (%)		Dividend Yield (%)	EPS (\$)	P/E Ratio
						1 Day	MTD	YTD					YTD	Y/E			
JSE US Market																	
									(US\$)								
									(US\$)								
Finance																	
Proven Investments Limited	PROVEN	Q3/31-Dec-18	0.15 - 0.25	0.14	0.22	-3.96%	0.50%	13.05%	0.01	23.50	0.13	1.71	8.37%	5.76%	0.00%	0.00	23.5
Syngus Credit Investments Limited	SCIUSD	Q2/31-Dec-18	0.08 - 0.13	0.02	0.10	-9.09%	-8.59%	-9.09%	0.01	11.11	27.24	0.00	20.11%	13.42%	1.74%	0.00	11.1
Sector Average						-3.96%	0.50%	13.05%	0.01	23.50	0.13	1.71	8.37%	5.76%	0.00%	0.00	23.5
Tourism																	
Margaritaville (Turks) Limited	MTL	Q2/30-Nov-18	0.15 - 0.25	0.02	0.25	13.64%	4.17%	25.00%	0.00	76.22	7.80	0.03	20.11%	13.42%	0.00%	0.00	76.2
Sector Average						13.64%	4.17%	25.00%	0.00	76.22	7.80	0.03	20.11%	13.42%	0.00%	0.00	76.2
Other																	
Productive Business Solution Limited	PBS	Q3/30-Sept-18	0.50 - 0.62	0.07	0.59	0.02%	1.72%	1.46%	-0.04	-14.57	36.44	0.02	-6.32%	-13.43%	0.00%	0.00	-14.5
MPC Caribbean Clean Energy Limited	MPCCELUS	YE/31-Dec-18	0.00 - 0.00	0.01	1.00	0.00%	0.00%	N/A	N/A	N/A	-0.21	-4.78	313.43%	0.00%	0.00%	0.00	N/A
Sector Average						0.02%	1.72%	1.46%	-0.04	-14.57	36.44	0.02	-6.32%	-13.43%	0.00%	0.00	-14.5
Market Average						3.23%	2.13%	13.17%	-0.01	28.38	14.79	0.59	7.39%	1.92%	0.00%	0.00	28.3