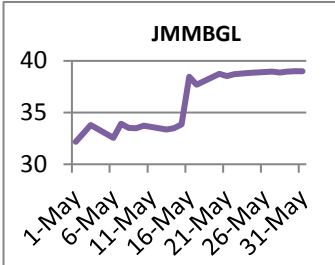

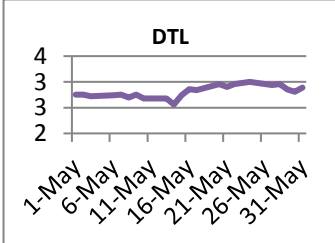

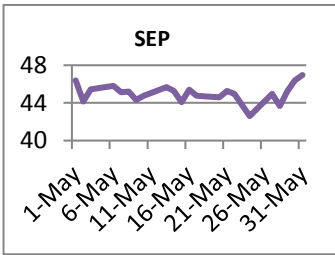

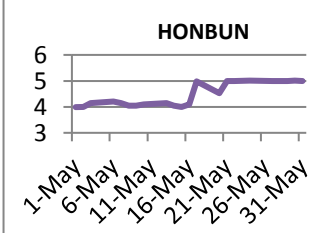

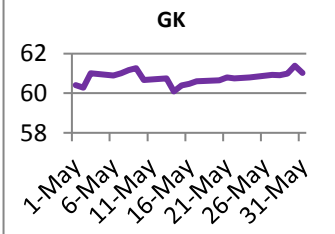



## WEEKLY STOCK PICKS

**Disclaimer:** The following stock picks are for information purposes only. The information stated herein may reflect the opinion and views of VM Wealth Management in relation to market conditions and does not constitute any representation or warranties in relation to investment returns and the credibility of the sources of information relied upon in the preparation of this report, without further research and verification. Before making any investment decision, please consult a VM Wealth Management Advisor.

STOCK	STOCK DATA	4-WEEK PRICE MOVEMENT (\$)	RECOMMENDATION & RATIONALE
<b>JMMBGL</b> JMMB Group Ltd	CLOSE PRICE: J\$38.98		<b>RECOMMENDATION: BUY</b>  <b>RATIONALE:</b> JMMBGL recently announced its US\$200M investment in Alignvest, the company which will be acquiring the parent company of Sagicor, Sagicor Financial Group. It will own at least 20% of the company, which will be its associate. This should positively impact JMMBGL's performance as it will gain from the profits and assets of the Sagicor Group. In the 3 <sup>rd</sup> quarter ended December 31, 2018, JMMBGL reported Net Profits attributable to shareholders up 7.80% to \$939.06M.
	YTD CHANGE: 16.22%		
	P/E RATIO: 15.98x		
	P/B RATIO: 2.45x		
<b>DTL</b> Derrimon Trading Co Ltd	CLOSE PRICE: J\$2.89		<b>RECOMMENDATION: BUY</b>  <b>RATIONALE:</b> For the year ended December 31, 2018, DTL earned Revenues of \$6.34B, a 28.80% increase over the 2017. Due to 14.19% higher Operational and increased Finance Costs, DTL recorded reduced net income of \$277M, a 1.6% reduction. Investors may still anticipate the stock to rally when further efficiencies are gained from the Woodcats International acquisition which took place late Q3.
	YTD CHANGE: 14.23%		
	P/E RATIO: 33.22x		
	P/B RATIO: 7.73x		
<b>SEP</b> Seprod Ltd	CLOSE PRICE: J\$46.96		<b>RECOMMENDATION: BUY</b>  <b>RATIONALE:</b> For the year ended December 31, 2018, SEP's Revenue rose 47.6% to \$24.3B. This increase was largely as a result of its acquisitions of Nestlé and Facey Commodity. Net Profits realized a 93% growth to close the year at \$647.8M. We continue to hold a positive view of SEP given the continued growth in its Revenue and Net Profit and the continued efforts to eliminate the losses from its sugar manufacturing arm. Once this has been achieved, performance is expected to strengthen even further.
	YTD CHANGE: 56.74%		
	P/E RATIO: 18.49x		
	P/B RATIO: 2.31x		
<b>HONBUN</b> Honey Bun (1982) Ltd	CLOSE PRICE: J\$4.99		<b>RECOMMENDATION: BUY</b>  <b>RATIONALE:</b> For the quarter ended December 31, 2018, Honey Bun saw its Revenue increase by 14.3%, mainly driven by continuous investments in production capacity and the restructuring of distribution. Investments in facilities have led to an increase in the asset base, which has positioned HONBUN to take advantage of strong market demand.
	YTD CHANGE: 27.95%		
	P/E RATIO: 12.17x		
	P/B RATIO: 3.09x		
<b>GK</b> GraceKennedy Ltd	CLOSE PRICE: J\$61.02		<b>RECOMMENDATION: BUY</b>  <b>RATIONALE:</b> In its 1 <sup>st</sup> quarter ended March 31, 2019, GK reported a 4.1% increase in Revenue. The Company however, realized a 24.9% decline in Net Profit which fell to \$897M which was negatively impacted by the volatility in the forex market. In addition, GK announced its intent to enter the group health and life insurance sector through partnership with the Musson Group under the name Canopy Insurance.
	YTD CHANGE: -3.95%		
	P/E RATIO: 12.85x		
	P/B RATIO: 1.43x		

Ticker	52 Week Range (\$)	Last Week's Close Price	P/E Ratio	Price/Book Value Per Share (X)	Net Profit Margin	Dividend Yield for Yr 2019	YTD ROE	Recommendation
<b>MAIN INDEX</b>								
138 Student Living Ja Ltd	138SL	1.60 - 5.80	3.99	-19.00	7.90	-10.22%	0.00%	5.28% <b>BUY</b>
1834 Investments Ltd	1834	0.90 - 1.25	1.10	25.29	1.26	-100.90%	0.00%	0.00% <b>HOLD</b>
Barita Investments Ltd	BIL	8.00 - 56.00	44.12	27.07	17.48	86.71%	2.11%	19.03% <b>HOLD</b>
Berger Paints Ltd	BRG	17.00 - 24.60	18.51	23.43	5.34	1.06%	1.66%	1.85% <b>BUY</b>
Caribbean Cement Company Ltd	CCC	35.50 - 100.00	79.27	20.64	8.85	25.34%	0.00%	64.65% <b>SELL</b>
Carreras Ltd	CAR	8.50 - 10.60	8.99	12.39	0.28	25.89%	2.00%	201.16% <b>HOLD</b>
Ciboney Group Limited	CBNY	0.07 - 0.20	0.12	0.27	0.02	-9116.28%	0.00%	42.98% <b>SELL</b>
Eppley Ltd	EPLY	10.00 - 17.00	13.03	3.15	27.17	65.89%	1.27%	11.23% <b>HOLD</b>
GraceKennedy Ltd	GK	48.00 - 75.00	61.02	12.85	42.58	4.08%	1.23%	8.62% <b>BUY</b>
Jamaica Broilers Group Ltd	JBG	18.19 - 36.00	31.57	17.16	11.54	3.79%	0.63%	15.34% <b>HOLD</b>
JMMB Group Ltd	JMMBGL	26.50 - 40.00	38.98	15.98	15.94	23.02%	0.00%	14.64% <b>BUY</b>
Jamaica Producers Ltd	JP	16.25 - 33.00	25.08	31.47	22.48	10.67%	0.00%	8.18% <b>BUY</b>
Jamaica Stock Exchange Ltd	JSE	7.00 - 20.10	19.73	31.32	1.54	65.89%	1.27%	11.23% <b>HOLD</b>
Kingston Properties Ltd	KPREIT	5.00 - 8.45	6.00	213.52	5.53	6.14%	1.40%	2.85% <b>HOLD</b>
Kingston Wharves Ltd	KW	42.00 - 85.00	69.81	49.37	17.68	25.02%	0.36%	7.31% <b>BUY</b>
Mayberry Investments Ltd	MIL	6.00 - 11.70	9.00	-45.00	11.79	-115.26%	0.00%	-5.59% <b>SELL</b>
Mayberry Jamaican Equities Limited	MJE	7.50 - 16.00	11.19	82.89	13.76	-4.34%	0.00%	0.00% <b>BUY</b>
MPC Caribbean Clean Energy Limited	MPCCEL	130.00 - 130.60	130.00	N/A	-0.22	N/A	0.00%	14.64% <b>BUY</b>
NCB Financial Group Ltd	NCBFG	94.00 - 165.00	161.08	14.87	59.07	33.65%	1.12%	14.05% <b>HOLD</b>
Palace Amusement Co (1921) Ltd	PAL	1000.00 - 1450.00	1,300.00	13.73	335.34	5.06%	0.00%	10.63% <b>SELL</b>
PanJam Investment Ltd	PJAM	44.30 - 100.00	95.68	21.70	32.98	153.51%	0.55%	10.35% <b>HOLD</b>
Portland JSX Ltd	PJX	7.01 - 10.20	8.10	11.54	10.60	1419.76%	0.00%	5.43% <b>BUY</b>
Proven Investments Ltd	PROVENJA	23.00 - 35.00	35.00	27.58	17.41	39.66%	0.93%	12.40% <b>BUY</b>
Pulse Investments Ltd	PULS	1.60 - 4.00	2.80	11.67	1.79	95.28%	0.64%	15.96% <b>SELL</b>
Radio Jamaica Ltd	RJR	0.77 - 1.35	1.18	32.78	1.01	0.81%	0.00%	1.89% <b>BUY</b>
Sagicor Group Jamaica Ltd	SJ	36.00 - 55.00	49.99	16.44	27.38	17.42%	1.58%	-3.01% <b>SELL</b>
Sagicor Real Estate X Fund Ltd	XFUND	8.66 - 15.70	10.25	-113.89	10.26	-9.84%	0.00%	-3.34% <b>BUY</b>
Salada Foods Ltd	SALF	10.00 - 42.50	35.25	18.55	9.02	1.09%	1.28%	11.46% <b>SELL</b>
Scotia Group Jamaica Ltd	SGJ	48.65 - 64.00	51.96	13.82	36.97	33.78%	1.96%	8.06% <b>BUY</b>
Seprod Ltd	SEP	26.80 - 62.00	46.96	18.49	20.32	3.16%	0.96%	7.54% <b>BUY</b>
Sygnus Credit Investments Limited JMD	SCIJMD	10.00 - 17.00	13.03	10.72	27.17	64.83%	0.00%	5.14% <b>BUY</b>
Sterling Investments Ltd	SIL	1.56 - 5.60	3.67	18.35	18.45	33.78%	1.64%	0.00% <b>SELL</b>
Stanley Motta Ltd	SML	4.20 - 5.50	5.20	2.44	5.22	71.32%	0.00%	0.00% <b>HOLD</b>
Supreme Ventures Ltd	SVL	12.60 - 33.00	31.14	39.32	1.31	6.68%	1.22%	73.26% <b>BUY</b>
Victoria Mutual Investments Ltd	VMIL	3.01 - 4.70	4.13	13.77	2.24	58.64%	0.73%	7.54% <b>N/A</b>
Wisynco Group Ltd	WISYNCO	8.70 - 16.00	15.82	22.28	2.77	10.74%	0.44%	31.27% <b>SELL</b>
<b>JUNIOR INDEX</b>								
Access Financial Services Ltd	AFS	36.00 - 53.00	43.20	29.46	9.01	47.24%	1.11%	32.59% <b>SELL</b>
AMG Packaging & Paper Company Ltd	AMG	1.60 - 3.30	2.00	26.67	0.93	5.24%	0.00%	8.47% <b>SELL</b>
Blue Power Group Ltd	BPOW	2.80 - 7.50	4.50	17.65	1.54	9.44%	0.00%	11.74% <b>SELL</b>
CAC 2000 Ltd	CAC	8.00 - 20.00	10.45	33.71	3.49	3.46%	0.00%	-34.55% <b>BUY</b>
Cargo Handlers Ltd	CHL	9.25 - 15.50	9.32	22.73	1.09	34.26%	1.29%	33.84% <b>SELL</b>
Caribbean Cream Ltd	KREMI	4.60 - 8.25	5.95	25.87	1.87	5.71%	0.00%	13.18% <b>SELL</b>
Caribbean Flavours & Fragrances Ltd	CFF	9.07 - 21.00	16.42	13.14	4.88	10.60%	0.00%	11.02% <b>SELL</b>
Caribbean Producers Jamaica Ltd	CPJ	4.11 - 7.15	4.31	N/A	2.78	-1.20%	0.00%	-5.88% <b>BUY</b>
Consolidated Bakeries (Ja) Ltd	PURITY	1.70 - 2.50	2.00	71.43	3.29	4.96%	0.00%	7.47% <b>HOLD</b>
Derrimon Trading Company Ltd	DTL	0.90 - 4.00	2.89	33.22	7.73	2.35%	0.00%	31.39% <b>BUY</b>
Dolphin Cove Ltd	DCOVE	10.20 - 17.99	12.05	9.70	10.22	38.28%	1.66%	12.01% <b>BUY</b>
Elite Diagnostic Limited	ELITE	2.71 - 4.00	3.76	53.71	1.19	7.89%	0.00%	14.42% <b>SELL</b>
Everything Fresh Limited	EFRESH	1.00 - 2.80	1.51	-50.67	0.80	0.05%	0.00%	6.72% <b>BUY</b>
Express Catering Ltd	ECL	5.64 - 9.01	7.50	0.78	0.17	18.54%	0.01%	79.77% <b>SELL</b>
Fontana Limited	FTNA	3.00 - 4.90	4.34	31.00	0.93	6.59%	0.00%	0.00% <b>SELL</b>
FosRich Company Ltd	FOSRICH	2.40 - 5.01	4.86	25.58	1.45	8.69%	0.00%	18.53% <b>SELL</b>
General Accident Insurance Company Ltd	GENAC	2.65 - 5.00	4.20	13.13	1.99	1.15%	0.00%	6.01% <b>SELL</b>
GWest Corporation Ltd	GWEST	1.11 - 3.00	1.31	-65.50	1.54	-124.61%	0.00%	-22.16% <b>HOLD</b>
Honey Bun (1982) Ltd	HONBUN	3.10 - 5.33	4.99	12.17	1.62	14.06%	0.60%	31.61% <b>BUY</b>
iCreate	ICREATE	0.71 - 1.30	0.75	-0.04	0.20	-12.47%	0.00%	-44.80% <b>SELL</b>
Indies Pharma Jamaica Limited	INDIES	1.95 - 4.10	3.14	28.55	0.54	27.89%	0.00%	27.08% <b>HOLD</b>
IronRock Insurance Company Ltd	ROC	2.95 - 5.00	3.50	N/A	2.05	-8.06%	0.00%	-7.48% <b>SELL</b>
ISP Finance Services Ltd	ISP	11.00 - 22.00	19.63	35.31	3.20	18.54%	0.00%	19.47% <b>SELL</b>
Jamaican Teas Ltd	JAMT	3.00 - 6.00	4.15	13.93	2.14	17.55%	0.00%	16.03% <b>SELL</b>
Jetcon Corporation Ltd	JETCON	1.80 - 4.55	1.95	17.54	0.89	6.18%	0.00%	12.78% <b>HOLD</b>
Key Insurance Company Ltd	KEY	3.00 - 5.02	3.35	-7.65	2.47	-9.08%	0.00%	-17.88% <b>SELL</b>
Knutsford Express Services Ltd	KEX	10.00 - 14.00	12.46	28.98	1.50	18.76%	0.00%	30.62% <b>SELL</b>
K.L.E. Group Ltd	KLE	2.00 - 4.00	2.00	-7.69	1.14	-11.69%	0.00%	-22.51% <b>SELL</b>
Lasco Distributors Ltd	LASD	3.30 - 4.44	3.53	16.86	0.21	60.45%	0.00%	34.69% <b>HOLD</b>
Lasco Financial Ltd	LASF	3.80 - 6.00	4.89	20.60	1.29	15.40%	0.00%	23.74% <b>HOLD</b>
Lasco Manufacturing Ltd	LASM	2.90 - 4.45	3.75	16.30	1.34	12.48%	0.00%	17.98% <b>HOLD</b>
Main Event Entertainment Group Ltd	MEEG	4.90 - 8.00	5.37	16.78	1.85	6.90%	0.00%	5.77% <b>HOLD</b>
Medical Disposables & Supplies Ltd	MDS	4.30 - 10.00	5.50	14.10	2.07	3.46%	0.00%	11.53% <b>BUY</b>
Paramount Trading Ltd	PTL	2.00 - 3.00	2.10	95.45	0.46	6.53%	0.00%	-5.88% <b>HOLD</b>
SSL Venture Capital Jamaica Limited	SSLVC	1.50 - 2.50	1.64	2.75	0.30	-9.26%	0.00%	-16.14% <b>SELL</b>
Stationery and Office Supplies Ltd	SOS	6.50 - 10.00	9.04	15.12	2.16	5.41%	0.55%	44.50% <b>SELL</b>
Sweet River Abattoir and Supplies Ltd	SRA	3.00 - 3.86	3.02	-11.19	0.45	-6.24%	0.00%	-38.46% <b>BUY</b>
tTech Ltd	TTECH	4.50 - 7.00	5.71	20.39	1.89	1.14%	0.00%	1.52% <b>HOLD</b>
<b>US INDEX</b>								
Margaritaville (Turks) Ltd	MTL	0.15 - 0.25	0.25	35.46	8.35	11.15%	0.00%	20.11% <b>SELL</b>
Proven Investments Ltd	PROVEN	0.15 - 0.27	0.27	26.28	0.13	27.43%	0.00%	8.37% <b>BUY</b>
Productive Business Solutions Ltd	PBS	0.50 - 0.62	0.60	84.51	39.00	11.15%	0.00%	-6.32% <b>HOLD</b>
Sygnus Credit Investments Limited USD	SCIUSD	0.08 - 0.13	0.11	40.74	29.15	240.22%	1.58%	20.11% <b>HOLD</b>
MPC Caribbean Clean Energy Limited	MPCCELUS	0.00 - 0.00	1.00	N/A	-0.22	N/A	0.00%	N/A <b>SELL</b>

Company	Ticker	Most Recent Financial Quarter	52 Week Range (\$)	Market Cap (J\$Billion)	Last Sale Price (\$)	Performance (%)			EPS (\$)	P/E Ratio (X)	BVPS (\$)	P/BV Ratio (X)	ROE (%)		Dividend Yield (%)	EPS (\$)	P/E Ratio (X)
						1 Day	MTD	YTD					YTD	Y/E			
<b>Finance</b>																	
Barita Investments Limited	BIL	Q2/31-Mar-19	8.00 - 56.00	19.67	44.12	-2.19%	0.00%	-17.02%	1.63	27.07	17.48	2.52	19.03%	12.44%	2.11%	0.93	27.07
Eppley Limited	EPLY	Q1/31-Mar-19	7.99 - 13.50	2.33	12.09	0.75%	0.00%	32.13%	3.84	3.15	77.44	0.16	7.54%	10.46%	39.72%	0.40	3.15
Mayberry Investments Limited	MIL	Q1/31-Mar-19	6.00 - 11.70	10.81	9.00	5.26%	0.00%	-1.32%	-0.20	-45.00	11.79	0.76	-5.59%	0.91%	0.00%	0.00	-45.00
Mayberry Jamaica Equities Limited	MJE	Q1/31-Mar-19	7.50 - 16.00	13.44	11.19	4.38%	0.00%	20.84%	0.14	82.89	13.76	0.81	0.00%	0.96%	0.00%	0.00	82.89
JMMB Group Limited	JMMBGL	Q3/31-Dec-18	26.50 - 40.00	63.56	38.98	-0.05%	0.00%	16.22%	2.44	15.98	15.94	2.45	14.64%	12.92%	0.00%	0.00	15.98
Jamaica Stock Exchange Limited	JSE	Q1/31-Mar-19	7.00 - 20.10	13.84	19.73	-0.35%	0.00%	92.30%	0.63	31.32	1.54	12.85	11.23%	47.67%	1.27%	0.25	31.32
Proven Investments Limited JMD	PROVENJA	Q3/31-Dec-18	23.00 - 35.00	21.89	35.00	2.94%	0.00%	32.23%	1.27	27.58	17.41	2.01	12.40%	9.64%	0.93%	0.32	27.58
Scotia Group Jamaica Limited	SGJ	Q1/31-Jan-19	48.65 - 64.00	161.68	51.96	-0.04%	0.00%	-5.20%	3.76	13.82	36.97	1.41	8.06%	11.71%	1.96%	1.02	13.82
Sagicor Group Jamaica Limited	SJ	Q1/31-Mar-19	36.00 - 55.00	195.24	49.99	2.06%	0.00%	33.41%	3.04	16.44	27.38	1.83	-3.01%	6.29%	1.58%	0.79	16.44
NCB Financial Group Limited	NCBFG	Q2/31-Mar-19	94.00 - 165.00	397.35	161.08	-0.16%	0.00%	7.95%	10.83	14.87	59.07	2.73	14.05%	22.37%	1.12%	1.80	14.87
Sterling Investments Limited	SIL	Q1/31-Mar-19	1.56 - 5.60	0.21	3.67	-3.17%	0.00%	1.66%	0.20	18.35	18.45	0.20	0.00%	0.00%	1.64%	0.06	18.35
Victoria Mutual Investments Limited	VMIL	Q1/31-Mar-19	3.01 - 4.70	6.20	4.13	-0.96%	0.00%	9.84%	0.30	13.77	2.24	1.85	7.54%	10.46%	0.73%	0.03	13.77
Syngus Credit Investments Limited	SCJMD	Q2/31-Dec-18	10.00 - 17.00	2.40	13.03	0.15%	0.00%	18.78%	1.22	10.72	27.17	0.48	5.14%	3.89%	0.00%	0.00	10.72
<b>Sector Average</b>						<b>0.71%</b>	<b>0.00%</b>	<b>18.59%</b>	<b>2.32</b>	<b>24.11</b>	<b>24.96</b>	<b>2.46</b>	<b>7.16%</b>	<b>12.15%</b>	<b>4.25%</b>	<b>0.51</b>	<b>18.35</b>
<b>Manufacturing</b>																	
Seprod Limited	SEP	YE/31-Dec-18	26.80 - 62.00	34.45	46.96	1.21%	0.00%	56.74%	2.54	18.49	20.32	2.31	7.54%	10.46%	0.96%	0.45	18.49
Caribbean Cement Company Limited	CCC	Q1/31-Mar-19	35.50 - 100.00	67.47	79.27	1.58%	0.00%	86.96%	3.84	20.64	8.85	8.95	64.65%	33.42%	0.00%	0.00	20.64
Salada Foods Jamaica Limited	SALF	Q2/31-Mar-19	10.00 - 42.50	3.66	35.25	13.71%	0.00%	0.71%	1.90	18.55	9.02	3.91	11.46%	25.12%	1.28%	0.45	18.55
Kingston Wharves Limited	KW	Q1/31-Mar-19	42.00 - 85.00	99.84	69.81	-2.38%	0.00%	-9.56%	1.41	49.37	17.68	3.95	7.31%	8.21%	0.36%	0.25	49.37
Berger Paints Limited	BRG	Q1/31-Mar-19	17.00 - 24.60	3.97	18.51	0.71%	0.00%	-15.67%	0.79	23.43	5.34	3.47	1.85%	15.79%	1.66%	0.31	23.43
Jamaica Broilers Group Limited	JBG	Q3/26-Jan-19	18.19 - 36.00	37.86	31.57	-4.28%	0.00%	8.41%	1.84	17.16	11.54	2.74	15.34%	12.26%	0.63%	0.20	17.16
Wisynco Group Limited	WISYNCO	Q3/31-Mar-19	8.70 - 16.00	59.33	15.82	1.93%	0.00%	44.61%	0.71	22.28	2.77	5.71	31.27%	28.22%	0.44%	0.07	22.28
<b>Sector Average</b>						<b>1.78%</b>	<b>0.00%</b>	<b>24.60%</b>	<b>1.86</b>	<b>24.28</b>	<b>10.79</b>	<b>4.43</b>	<b>19.92%</b>	<b>19.07%</b>	<b>0.76%</b>	<b>0.28</b>	<b>24.28</b>
<b>Communications</b>																	
1834 Investments Limited	1834	Q3/31-Dec-18	0.90 - 1.25	1.33	1.10	0.92%	0.00%	-5.17%	0.04	25.29	1.26	0.87	-4.92%	4.71%	0.00%	0.00	25.29
Radio Jamaica Limited	RJR	Q3/31-Dec-18	0.77 - 1.35	2.86	1.18	1.72%	0.00%	32.58%	0.04	32.78	1.01	1.17	1.89%	-1.67%	0.00%	0.00	32.78
<b>Sector Average</b>						<b>1.32%</b>	<b>0.00%</b>	<b>0.14</b>	<b>0.04</b>	<b>29.03</b>	<b>1.13</b>	<b>1.02</b>	<b>-1.52%</b>	<b>1.52%</b>	<b>0.00%</b>	<b>0.00</b>	<b>29.03</b>
<b>Retail Trade &amp; Conglomerates</b>																	
Carreras Limited	CAR	Q3/31-Dec-18	8.50 - 10.60	43.64	8.99	0.00%	0.00%	-5.07%	0.73	12.39	0.28	32.51	201.16%	167.05%	2.00%	0.18	12.39
GraceKennedy Limited	GK	Q1/31-Mar-19	48.00 - 75.00	60.71	61.02	-0.60%	0.00%	-3.91%	4.75	12.85	42.58	1.43	8.62%	11.79%	1.23%	0.75	12.85
Jamaica Producers Group Limited	JP	Q1/31-Mar-19	16.25 - 33.00	28.14	25.08	2.28%	0.00%	10.92%	0.80	31.47	22.48	1.12	8.18%	8.35%	0.00%	0.00	31.47
PanJam Investment Limited	PJAM	Q1/31-Mar-19	44.30 - 100.00	102.01	95.68	0.02%	0.00%	31.66%	4.41	21.70	32.98	2.90	10.35%	16.54%	0.55%	0.53	21.70
<b>Sector Average</b>						<b>0.43%</b>	<b>0.00%</b>	<b>8.40%</b>	<b>2.67</b>	<b>19.60</b>	<b>24.58</b>	<b>9.49</b>	<b>57.07%</b>	<b>50.93%</b>	<b>0.95%</b>	<b>0.37</b>	<b>19.60</b>
<b>Tourism &amp; Other Services</b>																	
138 Student Living Jamaica Limited	138SL	Q2/31-Mar-19	1.60 - 5.80	1.65	3.99	0.00%	0.00%	14.00%	-0.21	-19.00	7.90	0.51	5.28%	-0.53%	0.00%	0.00	-19.00
Ciboney Group Limited	CBNY	Q3/28-Feb-19	0.07 - 0.20	0.07	0.12	0.00%	0.00%	0.00%	0.44	0.27	0.02	6.42	42.98%	-1720.06%	0.00%	0.00	0.27
Kingston Properties Limited	KPREIT	Q1/31-Mar-19	5.00 - 8.45	1.93	6.00	0.00%	0.00%	0.00%	0.03	213.52	5.53	1.09	2.85%	1.95%	1.40%	0.00	213.52
Pulse Investments Limited	PULS	Q3/31-Mar-19	1.60 - 4.00	4.57	2.80	0.00%	0.00%	-6.35%	0.24	11.67	1.79	1.56	15.96%	14.01%	0.64%	0.02	11.67
Palace Amusement Company Limited	PAL	Q3/31-Mar-19	1000.00 - 1450.00	1.87	1300.00	0.00%	0.00%	-10.34%	94.69	13.73	335.34	3.88	10.63%	31.84%	0.00%	0.00	13.73
Portland JSX Limited	PJX	Q3/30-Sep-18	7.01 - 10.20	2.51	8.10	0.50%	0.00%	8.00%	0.70	11.54	10.60	0.76	5.43%	7.59%	0.00%	0.00	11.54
Sagicor Real Estate X Fund Limited	XFUND	Q3/30-Sep-18	8.66 - 15.70	22.99	10.25	3.02%	0.00%	-27.15%	-0.09	-113.89	10.26	1.00	-3.34%	16.65%	0.00%	0.00	-113.89
Supreme Ventures Limited	SVL	Q1/31-Mar-19	12.60 - 33.00	82.12	31.14	-0.80%	0.00%	80.21%	0.79	39.32	1.31	23.75	73.26%	63.15%	1.22%	0.38	39.32
Stanley Motta Limited	SML	Q1/31-Mar-19	4.20 - 5.50	3.94	5.20	4.00%	0.00%	-2.44%	2.13	2.44	5.22	1.00	0.00%	0.00%	0.00%	0.00	2.44
MPC Caribbean Clean Energy Limited	MPCCEL	0	130.00 - 130.60	1.49	130.00	0.00%	0.00%	N/A	N/A	N/A	-0.22	-580.81	0.00%	0.00%	0.00%	0.00	N/A
<b>Sector Average</b>						<b>0.34%</b>	<b>0.00%</b>	<b>7.29%</b>	<b>12.07</b>	<b>48.34</b>	<b>46.59</b>	<b>4.65</b>	<b>19.13%</b>	<b>-198.17%</b>	<b>0.41%</b>	<b>0.05</b>	<b>19.64</b>
<b>Market Average</b>						<b>0.91%</b>	<b>0.00%</b>	<b>14.52%</b>	<b>3.79</b>	<b>25.68</b>	<b>21.61</b>	<b>4.41</b>	<b>20.35%</b>	<b>-22.90%</b>	<b>1.27%</b>	<b>0.24</b>	<b>22.18</b>

Company	Ticker	Most Recent Financial Quarter	52 Week Range (\$)	Market Cap (J\$Billion)	Last Sale Price (\$)	Performance (%)			EPS (\$)	P/E Ratio (X)	BVPS (\$)	P/BV Ratio (X)	ROE (%)		Dividend Yield (%)	EPS (\$)	P/E Ratio (X)
						1 Day	MTD	YTD					YTD	Y/E			
<b>Finance</b>																	
Lasco Financial Services Limited	LASF	Q3/31-Dec-18	3.80 - 6.00	6.18	4.89	-0.81%	0.00%	8.67%	0.24	20.60	1.29	3.78	23.74%	31.86%	0.00%	0.00	20.60
Access Financial Services Limited	AFS	Q3/31-Dec-18	36.00 - 53.00	11.86	43.20	-4.00%	0.00%	-14.56%	1.47	29.46	9.01	4.80	32.59%	34.63%	1.11%	0.48	29.46
ISP Finance Services Limited	ISP	Q1/31-Mar-19	11.00 - 22.00	2.06	19.63	0.00%	0.00%	-1.85%	0.56	35.31	3.20	6.13	19.47%	14.38%	0.00%	0.00	35.31
<b>Sector Average</b>						<b>-1.60%</b>	<b>0.00%</b>	<b>-2.58%</b>	<b>0.75</b>	<b>28.45</b>	<b>4.50</b>	<b>4.90</b>	<b>25.27%</b>	<b>26.96%</b>	<b>0.37%</b>	<b>0.16</b>	<b>28.45</b>
<b>Manufacturing</b>																	
Blue Power Group Limited	BPOW	Q3/31-Jan-19	2.80 - 7.50	2.54	4.50	1.35%	0.00%	-10.71%	0.26	17.65	1.54	2.92	11.74%	14.26%	0.00%	0.00	17.65
AMG Packaging & Paper Co Limited	AMG	Q2/28-Feb-19	1.60 - 3.30	1.02	2.00	-2.44%	0.00%	5.26%	0.08	26.67	0.93	2.15	8.47%	8.13%	0.00%	0.00	26.67
Caribbean Cream Limited	KREMI	YE/28-Feb-19	4.60 - 8.25	2.25	5.95	0.00%	0.00%	2.23%	0.23	25.87	1.87	3.18	13.18%	13.34%	0.00%	0.00	25.87
Honey Bun (1982) Limited	HONBUN	Q2/31-Mar-19	3.10 - 5.33	2.35	4.99	-0.40%	0.00%	27.95%	0.41	12.17	1.62	3.09	31.61%	14.85%	0.60%	0.03	12.17
Jamaican Teas Limited	JAMT	Q2/31-Mar-19	3.00 - 6.00	2.86	4.15	-4.82%	0.00%	-7.78%	0.30	13.93	2.14	1.94	16.03%	19.46%	0.00%	0.00	13.93
Lasco Manufacturing Limited	LASM	Q3/31-Dec-18	2.90 - 4.45	15.34	3.75	8.07%	0.00%	1.35%	0.23	16.30	1.34	2.81	17.98%	11.97%	0.00%	0.00	16.30
Caribbean Flavours & Fragrances Limited	CFF	Q1/31-Mar-19	9.07 - 21.00	1.48	16.42	2.63%	0.00%	-13.58%	1.25	13.14	4.88	3.36	11.02%	21.88%	0.00%	0.00	13.14
Consolidated Bakeries (Jamaica) Limited	PURITY	Q1/31-Mar-19	1.70 - 2.50	0.45	2.00	11.11%	0.00%	17.65%	0.03	71.43	3.29	0.61	7.47%	1.80%	0.00%	0.00	71.43
<b>Sector Average</b>						<b>1.94%</b>	<b>0.00%</b>	<b>2.80%</b>	<b>0.35</b>	<b>24.64</b>	<b>2.20</b>	<b>2.51</b>	<b>14.69%</b>	<b>13.21%</b>	<b>0.08%</b>	<b>0.00</b>	<b>24.64</b>
<b>Insurance</b>																	
General Accident Insurance Company (Ja) Limited	GENAC	Q1/31-Mar-19	2.65 - 5.00	4.33	4.20	0.00%	0.00%	18.64%	0.32	13.13	1.99	2.11	6.01%	14.29%	0.00%	0.00	13.13
IronRock Insurance Company Limited	ROC	Q1/31-Mar-19	2.95 - 5.00	0.75	3.50	0.00%	0.00%	-28.57%	-0.01	N/A	2.05	1.71	-7.48%	0.54%	0.00%	0.00	N/A
Key Insurance Company Limited	KEY	Q4/31-Dec-18	3.00 - 5.02	1.23	3.35	0.00%	0.00%	-16.25%	-0.44	-7.65	2.47	1.36	-17.88%	4.26%	0.00%	0.00	-7.65
<b>Sector Average</b>						<b>0.00%</b>	<b>0.00%</b>	<b>-8.73%</b>	<b>-0.04</b>	<b>13.13</b>	<b>2.17</b>	<b>1.72</b>	<b>-6.45%</b>	<b>6.36%</b>	<b>0.00%</b>	<b>0.00</b>	<b>2.74</b>
<b>Other</b>																	
SSL Venture Capital Jamaica Limited	SSLVC	Q3/30-Sept-18	1.50 - 2.50	0.66	1.64	-3.53%	0.00%	-15.90%	0.60	2.75	0.30	N/A	-16.14%	128.38%	0.00%	0.00	2.75
Express Catering Limited	ECL	Q3/28-Feb-19	5.64 - 9.01	12.28	7.50	7.14%	0.00%	-6.25%	9.64	N/A	0.17	44.84	79.77%	62.52%	0.01%	0.00	N/A
Cargo Handlers Limited	CHL	Q2/31-Mar-19	9.25 - 15.50	3.88	9.32	0.00%	0.00%	-37.87%	0.41	22.73	1.09	8.57	33.84%	#VALUE!	1.29%	0.12	22.73
iCreate Limited	ICREATE	Q1/31-Mar-19	0.71 - 1.30	0.15	0.75	0.00%	0.00%	-27.18%	-19.94	-0.04	0.20	3.77	-44.80%	264.25%	0.00%	0.00	-0.04
Kingston Live Entertainment Limited	KLE	YE/31-Dec-18	2.00 - 4.00	0.20	2.00	0.00%	0.00%	-36.51%	-0.26	-7.69	1.14	1.75	-22.51%	7.05%	0.00%	0.00	-7.69
Main Events Entertainment Group Limited	MEEG	Q1/31-Jan-19	4.90 - 8.00	1.61	5.37	0.00%	0.00%	-22.96%	0.32	16.78	1.85	2.91	5.77%	25.61%	0.00%	0.00	16.78
Knutsford Express Services Limited	KEX	Q3/28-Feb-19	10.00 - 14.00	6.23	12.46	14.31%	0.00%	-4.15%	0.43	28.98	1.50	8.32	30.62%	32.03%	0.00%	0.00	28.98
Sweet River Abattoir and Supplies Comapany Limited	SRA	Q3/31-Dec-18	3.00 - 3.86	0.25	3.02	0.00%	0.00%	-13.71%	-0.27	-11.19	0.45	6.70	-38.46%	-107.01%	0.00%	0.00	-11.19
Stationery and Office Supplies Limited	SOS	Q1/31-Mar-19	6.50 - 10.00	2.26	9.04	-2.38%	0.00%	8.26%	0.60	15.12	2.16	4.19	44.50%	20.19%	0.55%	0.05	15.12
tTech Limited	TTECH	Q1/31-Mar-19	4.50 - 7.00	0.61	5.71	0.00%	0.00%	24.40%	0.28	20.39	1.89	3.03	1.52%	14.60%	0.00%	0.00	20.39
Fosrich Company Limited	FOSRICH	Q1/31-Mar-19	2.40 - 5.01	2.44	4.86	-0.41%	0.00%	25.26%	0.19	25.58	1.45	3.36	18.53%	13.92%	0.00%	0.00	25.58
Gwest Corporation Limited	GWEST	Q3/31-Dec-18	1.11 - 3.00	0.64	1.31	0.00%	0.00%	-7.75%	-0.02	-65.50	1.54	0.85	-22.16%	-16.94%	0.00%	0.00	-65.50
Elite Diagnostic Limited	ELITE	Q3/31-Mar-19	2.71 - 4.00	1.33	3.76	3.58%	0.00%	28.77%	0.07	53.71	1.19	3.15	7.40%	14.42%	0.00%	0.00	53.71
Indies Pharma Jamaica Limited	INDIES	Q1/31-Jan-19	1.95 - 4.10	4.18	3.14	1.95%	0.00%	-1.26%	0.11	28.55	0.54	5.83	27.08%	24.22%	0.00%	0.00	N/A
<b>Sector Average</b>						<b>1.26%</b>	<b>0.00%</b>	<b>-9.53%</b>	<b>-0.67</b>	<b>18.91</b>	<b>1.14</b>	<b>8.03</b>	<b>5.87%</b>	<b>#VALUE!</b>	<b>0.15%</b>	<b>0.02</b>	<b>7.05</b>
<b>Retail Trade</b>																	
Lasco Distributors Limited	LASD	Q3/31-Dec-18	3.30 - 4.44	12.38	3.53	-4.59%	0.00%	-9.25%	0.21	16.86	0.21	17.09	34.69%	23.30%	0.00%	0.00	16.86
Paramount Trading Limited	PTL	Q3/28-Feb-19	2.00 - 3.00	3.24	2.10	0.00%	0.00%	-27.59%	0.02	95.45	0.46	4.54	-5.88%	10.16%	0.00%	0.00	95.45
Derrimon Trading Company Limited	DTL	YE/31-Dec-18	0.90 - 4.00	7.90	2.89	2.85%	0.00%	14.23%	0.09	33.22	0.37	7.73	31.39%	28.88%	0.00%	0.00	33.22
Caribbean Producers Jamaica Limited	CPJ	Q2/31-Dec-18	4.11 - 7.15	4.74	4.31	-3.15%	0.00%	-11.50%	2.59	N/A	2.78	1.55	-5.88%	10.16%	0.00%	0.00	N/A
Medical Disposables and Supplies Limited	MDS	Q3/31-Dec-18	4.30 - 10.00	1.45	5.50	0.00%	0.00%	-26.47%	0.39	14.10	2.66	2.07	11.53%	17.72%	0.00%	0.00	14.10
CAC 2000 Limited	CAC	Q1/31-Jan-19	8.00 - 20.00	1.35	10.45	0.00%	0.00%	-38.24%	0.31	33.71	3.49	3.00	-34.55%	17.67%	0.00%	0.00	33.71
Jetcon Corporation Limited	JETCON	Q1/31-Mar-19	1.80 - 4.55	1.14	1.95	0.00%	0.00%	-35.86%	0.11	17.54	0.89	2.19	12.78%	21.23%	0.00%	0.00	17.54
Everything Fresh Limited	EFRESH	Q1/31-Mar-19	1.00 - 2.80	1.18	1.51	-3.82%	0.00%	-2.55%	-0.03	-50.67	0.80	1.89	0.28%	6.72%	0.00%	0.00	-50.67
Fontana Limited	FTNA	Q2/31-Dec-18	3.00 - 4.90	5.42	4.34	4.08%	0.00%	130.85%	0.14	31.00	0.93	4.66	0.00%	0.00%	0.00%	0.00	31.00
<b>Sector Average</b>						<b>-0.70%</b>	<b>0.00%</b>	<b>-19.24%</b>	<b>0.53</b>	<b>35.15</b>	<b>1.55</b>	<b>5.45</b>	<b>6.30%</b>	<b>18.45%</b>	<b>0.00%</b>	<b>0.00</b>	<b>35.15</b>
<b>Tourism</b>																	
Dolphin Cove Limited	DCOVE	Q1/31-Mar-19	10.20 - 17.99	4.73	12.05	0.00%	0.00%	-26.97%	1.24	9.70	10.22	1.18	12.01%	8.84%	1.66%	0.20	9.70
<b>Sector Average</b>						<b>0.00%</b>	<b>0.00%</b>	<b>-26.97%</b>	<b>1.24</b>	<b>9.70</b>	<b>10.22</b>	<b>1.18</b>	<b>12.01%</b>	<b>8.84%</b>	<b>1.66%</b>	<b>0.20</b>	<b>9.70</b>
<b>Market Average</b>						<b>0.15%</b>	<b>0.00%</b>	<b>-11.10%</b>	<b>0.36</b>	<b>19.28</b>	<b>3.63</b>	<b>3.95</b>	<b>9.61%</b>	<b>#VALUE!</b>	<b>0.38%</b>	<b>0.06</b>	<b>17.96</b>

Company	Ticker	Most Recent Financial Quarter	52 Week Range (\$)	Market Cap (J\$Billion)	Last Sale Price (\$)	Performance (%)			EPS (\$)	P/E Ratio (X)	BVPS (\$)	P/BV Ratio (X)	ROE (%)		Dividend Yield (%)	EPS (\$)	P/E Ratio (X)
						1 Day	MTD	YTD					YTD	Y/E			
<b>JSE US Market</b>																	
									(US\$)		(US\$)				(US\$)		
Proven Investments Limited	<b>PROVEN</b>	Q3/31-Dec-18	0.15 - 0.27	0.17	0.27	0.00%	0.00%	35.82%	0.01	26.28	0.13	2.06	8.37%	5.76%	0.00%	0.00	26.28
Syngus Credit Investments Limited	<b>SCIUSD</b>	Q2/31-Dec-18	0.08 - 0.13	0.02	0.11	0.00%	0.00%	0.00%	0.00	40.74	29.15	0.00	20.11%	13.42%	1.58%	0.00	40.74
<b>Sector Average</b>						<b>0.00%</b>	<b>0.00%</b>	<b>35.82%</b>	<b>0.01</b>	<b>26.28</b>	<b>0.13</b>	<b>2.06</b>	<b>8.37%</b>	<b>5.76%</b>	<b>0.00%</b>	<b>0.00</b>	<b>26.28</b>
<b>Tourism</b>																	
Margaritaville (Turks) Limited	<b>MTL</b>	Q3/28-Feb-19	0.15 - 0.25	0.02	0.25	0.00%	0.00%	25.00%	0.01	35.46	8.35	0.03	20.11%	13.42%	0.00%	0.00	35.46
<b>Sector Average</b>						<b>0.00%</b>	<b>0.00%</b>	<b>25.00%</b>	<b>0.01</b>	<b>35.46</b>	<b>8.35</b>	<b>0.03</b>	<b>20.11%</b>	<b>13.42%</b>	<b>0.00%</b>	<b>0.00</b>	<b>35.46</b>
<b>Other</b>																	
Productive Business Solution Limited	<b>PBS</b>	YE/31-Dec-18	0.50 - 0.62	0.07	0.60	0.00%	0.00%	3.18%	0.01	84.51	39.00	0.02	-6.32%	-13.43%	0.00%	0.00	84.51
MPC Caribbean Clean Energy Limited	<b>MPCCELUS</b>	0	0.00 - 0.00	0.01	1.00	0.00%	0.00%	N/A	N/A	N/A	-0.22	-4.47	313.43%	0.00%	0.00%	0.00	N/A
<b>Sector Average</b>						<b>0.00%</b>	<b>0.00%</b>	<b>3.18%</b>	<b>0.01</b>	<b>84.51</b>	<b>39.00</b>	<b>0.02</b>	<b>-6.32%</b>	<b>-13.43%</b>	<b>0.00%</b>	<b>0.00</b>	<b>84.51</b>
<b>Market Average</b>						<b>0.00%</b>	<b>0.00%</b>	<b>21.34%</b>	<b>0.01</b>	<b>48.75</b>	<b>15.83</b>	<b>0.70</b>	<b>7.39%</b>	<b>1.92%</b>	<b>0.00%</b>	<b>0.00</b>	<b>48.75</b>