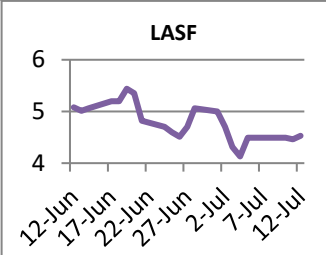

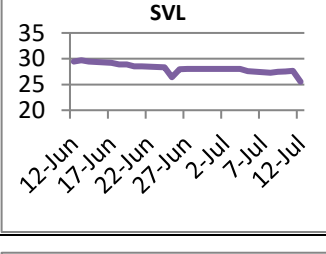

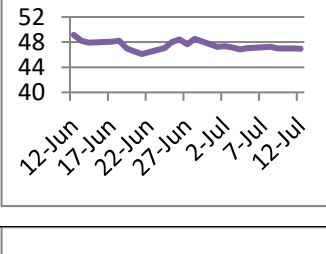

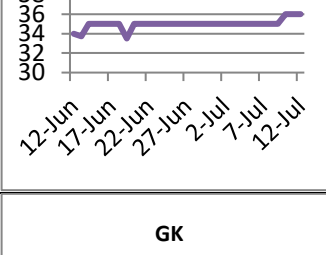

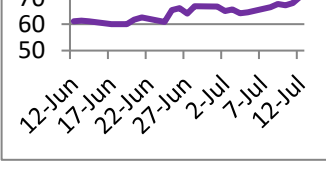



WEEKLY STOCK PICKS

Disclaimer: The following stock picks are for information purposes only. The information stated herein may reflect the opinion and views of VM Wealth Management in relation to market conditions and does not constitute any representation or warranties in relation to investment returns and the credibility of the sources of information relied upon in the preparation of this report, without further research and verification. Before making any investment decision, please consult a VM Wealth Management Advisor.

STOCK	STOCK DATA	4-WEEK PRICE MOVEMENT (\$)	RECOMMENDATION & RATIONALE
LASF Lasco Financial Services Ltd	CLOSE PRICE: J\$4.53		RECOMMENDATION: BUY  RATIONALE: For its year ended March 31, 2019, LASF recorded 11% growth in Net Profit to close at \$281.76M. This was as a result of Revenue increasing 36% to \$2.21B. According to the report this was attributed to growth in its loan portfolio and customer base as well as the addition of a new remittance partner.
	YTD CHANGE: 0.67%		
	P/E RATIO: 20.18x		
	P/B RATIO: 3.60x		
SVL Supreme Ventures Ltd	CLOSE PRICE: J\$25.53		RECOMMENDATION: BUY  RATIONALE: Following the launch of its Guyana operations, SVL is continuing its path of expansion and acquisition. The company recently announced its acquisition of a majority stake in Post to Post Holdings Limited, holding company of Post to Post Betting Limited which trades as AnyBet. This acquisition will increase SVL's market share in the industry as well as boost its revenue and profit growth potential.
	YTD CHANGE: 47.74%		
	P/E RATIO: 32.19x		
	P/B RATIO: 19.47x		
SEP Seprod Ltd	CLOSE PRICE: J\$46.96		RECOMMENDATION: BUY  RATIONALE: For the 1 st quarter ended March 31, 2019, SEP grew Revenues by 82.54% to \$9.04B. Administrative and Selling Expenses contributed to the meagre growth in Net Profit as they grew 69.64% and 152.29% respectively. Net Profit attributable to shareholders increased \$16.88M or 5.00%. The company realised a significant \$150M loss in its sugar operation. On a positive note they have specified the timeline for existing this business as mid-July.
	YTD CHANGE: 56.74%		
	P/E RATIO: 24.46x		
	P/B RATIO: 2.29x		
PROVENJA Proven Investments Ltd	CLOSE PRICE: J\$36.00		RECOMMENDATION: BUY  RATIONALE: For its 9 months ended December 31, 2018, ProvenJA reported Net Profit attributable to shareholders of US\$5.90M, an increase of 12.78% from the prior corresponding period. This increase was largely due to improvement in Net Interest Income, Fees & Commission Income and Other Income. During the period, ProvenJA acquired a 20% stake in JMMB Group Limited.
	YTD CHANGE: 36%		
	P/E RATIO: 28.37x		
	P/B RATIO: 2.07x		
GK GraceKennedy Ltd	CLOSE PRICE: J\$70.53		RECOMMENDATION: BUY  RATIONALE: In its 1 st quarter ended March 31, 2019, GK reported a 4.1% increase in Revenue. The Company however, realized a 24.9% decline in Net Profit which fell to \$897M which was negatively impacted by the volatility in the foreign exchange market. In addition, GK announced its intention to enter the group health and life insurance sector through partnership with the Musson Group under the name Canopy Insurance.
	YTD CHANGE: 11.07%		
	P/E RATIO: 14.85x		
	P/B RATIO: 1.66x		

	Ticker	52 Week Range (\$)	Last Week's Close Price	P/E Ratio	Price/Book Value Per Share (X)	Net Profit Margin	Dividend Yield for Yr 2019	YTD ROE	Recommendation
MAIN INDEX									
138 Student Living Ja Ltd	138SL	1.60 - 5.80	3.20	-15.24	7.90	-10.22%	0.00%	5.28%	BUY
1834 Investments Ltd	1834	0.75 - 1.25	1.03	223.91	1.23	10.07%	0.00%	0.00%	HOLD
Barita Investments Ltd	BIL	8.00 - 83.00	82.32	29.61	20.78	137.84%	1.13%	30.87%	HOLD
Berger Paints Ltd	BRG	17.00 - 24.60	18.07	22.87	5.34	1.06%	1.70%	1.85%	BUY
Caribbean Cement Company Ltd	CCC	37.56 - 100.00	80.00	20.83	8.85	25.34%	0.00%	64.65%	SELL
Carreras Ltd	CAR	7.75 - 10.00	7.83	11.22	0.28	26.40%	4.09%	255.10%	HOLD
Ciboney Group Limited	CBNY	0.07 - 0.20	0.12	-0.07	0.02	-9116.28%	0.00%	42.98%	SELL
Eppley Ltd	EPLY	10.00 - 16.00	15.77	4.04	27.17	65.89%	0.77%	11.23%	SELL
GraceKennedy Ltd	GK	51.52 - 75.00	70.53	14.85	42.58	4.08%	1.06%	8.62%	HOLD
Jamaica Broilers Group Ltd	JBG	21.00 - 36.00	32.85	14.28	12.37	5.18%	0.61%	19.23%	HOLD
JMMB Group Ltd	JMMBGL	26.50 - 55.07	52.49	22.43	19.08	21.45%	0.53%	12.44%	SELL
Jamaica Producers Ltd	JP	16.60 - 33.00	27.50	34.50	22.48	10.67%	0.00%	8.18%	HOLD
Jamaica Stock Exchange Ltd	JSE	7.00 - 35.00	32.64	51.81	1.54	65.89%	0.77%	11.23%	SELL
Kingston Properties Ltd	KPREIT	5.00 - 8.45	6.00	213.52	5.53	6.14%	1.40%	2.85%	HOLD
Kingston Wharves Ltd	KW	46.00 - 85.00	70.26	49.69	17.68	25.02%	0.36%	7.31%	BUY
Mayberry Investments Ltd	MIL	6.47 - 11.70	8.20	-41.00	11.79	-115.26%	0.00%	-5.59%	SELL
Mayberry Jamaican Equities Limited	MJE	7.50 - 16.00	12.19	90.30	13.76	-4.34%	0.00%	0.00%	HOLD
MPC Caribbean Clean Energy Limited	MPCCEL	130.00 - 130.60	130.10	N/A	-0.22	N/A	0.53%	12.44%	BUY
NCB Financial Group Ltd	NCBFG	94.00 - 208.00	202.78	18.72	59.07	33.65%	0.89%	14.05%	SELL
Palace Amusement Co (1921) Ltd	PAL	1000.00 - 1450.00	1,300.00	13.73	335.34	5.06%	0.00%	10.63%	SELL
PanJam Investment Ltd	PJAM	50.78 - 110.60	98.96	22.44	32.98	153.51%	0.54%	10.35%	HOLD
Portland JSX Ltd	PJX	7.01 - 10.00	8.36	14.40	10.60	1419.76%	0.00%	5.43%	BUY
Proven Investments Ltd	PROVENJA	23.00 - 36.00	36.00	28.37	17.41	39.66%	1.68%	12.40%	BUY
Pulse Investments Ltd	PULS	2.15 - 4.00	2.51	10.46	1.79	95.28%	0.72%	15.96%	SELL
Radio Jamaica Ltd	RJR	0.77 - 1.35	1.10	-110.00	0.97	-0.41%	0.00%	-0.95%	BUY
Sagicor Group Jamaica Ltd	SJ	36.01 - 58.00	54.52	18.42	27.38	17.42%	1.45%	-3.01%	SELL
Sagicor Real Estate X Fund Ltd	XFUND	8.30 - 15.70	10.42	208.40	16.23	57.86%	0.00%	11.39%	BUY
Salada Foods Ltd	SALF	11.00 - 42.50	33.50	17.63	9.02	1.09%	1.34%	11.46%	SELL
Scotia Group Jamaica Ltd	SGJ	48.65 - 64.00	57.10	15.27	38.50	49.14%	6.08%	5.59%	HOLD
Seprod Ltd	SEP	26.80 - 62.00	46.96	24.46	20.48	3.45%	0.96%	8.38%	BUY
Syngus Credit Investments Limited JMD	SCIJMD	10.00 - 16.00	15.77	12.98	27.17	64.83%	0.00%	5.14%	HOLD
Sterling Investments Ltd	SIL	2.00 - 5.60	3.60	18.00	18.45	49.14%	1.68%	0.00%	SELL
Stanley Motta Ltd	SML	4.20 - 5.50	5.11	2.52	5.22	71.32%	0.00%	0.00%	HOLD
Supreme Ventures Ltd	SVL	14.50 - 33.00	25.53	32.19	1.31	6.68%	1.49%	73.26%	BUY
Victoria Mutual Investments Ltd	VMIL	3.01 - 5.00	4.84	16.13	2.24	58.64%	0.62%	8.38%	N/A
Wigton Windfarm Limited	WIG	0.60 - 1.01	0.90	12.00	0.23	37.34%	0.00%	45.17%	HOLD
Wisynco Group Ltd	WISYNCO	8.70 - 20.00	19.62	27.63	2.77	10.74%	0.36%	31.27%	SELL
JUNIOR INDEX									
Access Financial Services Ltd	AFS	36.00 - 53.00	43.20	24.88	8.09	33.92%	1.11%	21.46%	SELL
AMG Packaging & Paper Company Ltd	AMG	1.60 - 3.30	2.22	29.60	0.93	5.24%	0.00%	8.47%	SELL
Blue Power Group Ltd	BPOW	3.60 - 7.50	5.03	20.12	1.59	8.36%	0.00%	15.52%	SELL
CAC 2000 Ltd	CAC	8.00 - 20.00	13.10	42.26	3.80	5.08%	0.27%	1.34%	BUY
Cargo Handlers Ltd	CHL	9.00 - 15.50	9.50	23.17	1.09	34.26%	1.26%	33.84%	SELL
Caribbean Cream Ltd	KREMI	4.70 - 8.25	5.44	23.65	1.87	5.71%	0.00%	13.18%	HOLD
Caribbean Flavours & Fragrances Ltd	CFF	11.60 - 21.00	13.00	10.40	4.88	10.60%	0.00%	11.02%	HOLD
Caribbean Producers Jamaica Ltd	CPJ	4.11 - 7.15	4.80	N/A	2.78	-1.20%	0.00%	-5.88%	BUY
Consolidated Bakeries (Ja) Ltd	PURITY	1.70 - 2.50	1.81	64.64	3.29	4.96%	0.00%	7.47%	HOLD
Derrimon Trading Company Ltd	DTL	1.85 - 4.00	2.22	25.52	5.94	2.35%	0.00%	31.39%	BUY
Dolphin Cove Ltd	DCOVE	10.20 - 17.05	11.99	9.65	10.22	38.28%	1.67%	12.01%	BUY
Elite Diagnostic Limited	ELITE	2.71 - 5.14	4.84	69.14	1.19	7.89%	0.00%	14.42%	SELL
Everything Fresh Limited	EFRESH	1.00 - 2.50	1.40	-46.98	0.80	0.05%	0.00%	6.72%	BUY
Express Catering Ltd	ECL	6.10 - 9.01	6.68	0.69	0.17	18.54%	0.01%	79.77%	SELL
Fontana Limited	FTNA	3.00 - 6.50	5.98	42.71	0.93	6.59%	0.00%	0.00%	SELL
FosRich Company Ltd	FOSRICH	2.42 - 6.50	4.31	22.68	1.45	8.69%	0.00%	18.53%	HOLD
General Accident Insurance Company Ltd	GENAC	3.00 - 5.00	4.32	13.50	1.99	1.15%	0.00%	6.01%	SELL
GWest Corporation Ltd	GWEST	0.70 - 2.43	0.78	-2.79	1.48	-104.55%	0.00%	-18.99%	HOLD
Honey Bun (1982) Ltd	HONBUN	3.10 - 7.33	6.05	14.76	1.62	14.06%	0.99%	31.61%	BUY
iCreate	ICREATE	0.70 - 1.30	0.70	-0.04	0.20	-12.47%	0.00%	-44.80%	SELL
Indies Pharma Jamaica Limited	INDIES	1.95 - 4.10	3.06	26.61	0.49	21.99%	0.00%	24.16%	HOLD
IronRock Insurance Company Ltd	ROC	2.99 - 5.00	3.50	N/A	2.05	-8.06%	0.00%	-7.48%	SELL
ISP Finance Services Ltd	ISP	11.00 - 22.00	13.85	24.91	3.20	18.54%	0.00%	19.47%	SELL
Jamaican Teas Ltd	JAMT	3.00 - 5.30	4.45	14.93	2.14	17.55%	0.67%	16.03%	SELL
Jetcon Corporation Ltd	JETCON	1.60 - 4.55	1.86	16.73	0.89	6.18%	0.00%	12.78%	HOLD
Key Insurance Company Ltd	KEY	3.00 - 5.02	3.00	-7.33	2.31	-7.69%	0.00%	-13.03%	SELL
Knutsford Express Services Ltd	KEX	10.00 - 13.30	11.45	26.63	1.50	18.76%	0.00%	30.62%	SELL
K.L.E. Group Ltd	KLE	1.70 - 4.00	1.70	-6.14	1.15	0.40%	0.00%	0.69%	SELL
Lasco Distributors Ltd	LASD	3.00 - 4.20	3.07	17.53	1.48	3.30%	1.40%	12.25%	HOLD
Lasco Financial Ltd	LASF	3.80 - 5.96	4.53	20.18	1.26	12.74%	0.00%	17.70%	BUY
Lasco Manufacturing Ltd	LASM	2.90 - 4.50	4.10	15.58	1.43	14.23%	1.49%	18.42%	HOLD
Main Event Entertainment Group Ltd	MEEG	4.90 - 7.65	6.32	17.56	2.05	1.04%	0.00%	32.27%	HOLD
Medical Disposables & Supplies Ltd	MDS	4.75 - 10.00	7.03	16.35	2.44	5.08%	0.00%	15.75%	SELL
Paramount Trading Ltd	PTL	1.80 - 3.00	1.80	81.82	0.46	6.53%	0.00%	-5.88%	HOLD
SSL Venture Capital Jamaica Limited	SSLVC	1.30 - 2.50	1.61	-0.09	-0.19	-38.05%	0.00%	237.27%	SELL
Stationery and Office Supplies Ltd	SOS	6.50 - 11.00	9.15	15.30	2.16	5.41%	0.55%	44.50%	SELL
Sweet River Abattoir and Supplies Ltd	SRA	2.56 - 3.86	2.56	-9.48	0.45	-6.24%	0.00%	-38.46%	BUY
tTech Ltd	TTECH	4.50 - 7.00	5.50	19.64	1.89	1.14%	0.00%	1.52%	HOLD
US INDEX									
Margaritaville (Turks) Ltd	MTL	0.15 - 0.25	0.25	35.46	8.35	11.15%	0.00%	20.11%	SELL
Proven Investments Ltd	PROVEN	0.15 - 0.27	0.26	233.64	0.19	38.87%	0.82%	8.80%	BUY
Productive Business Solutions Ltd	PBS	0.50 - 0.60	0.60	84.51	39.00	11.15%	0.00%	-6.32%	HOLD
Syngus Credit Investments Limited USD	SCIUSD	0.08 - 0.13	0.11	38.89	29.15	240.22%	1.65%	20.11%	BUY
MPC Caribbean Clean Energy Limited	MPCCELUS	0.00 - 0.00	1.00	N/A	-0.22	N/A	0.00%	N/A	SELL

Company	Ticker	Most Recent Financial Quarter	52 Week Range (\$)	Market Cap (J\$Billion)	Last Sale Price (\$)	Performance (%)			EPS (\$)	P/E Ratio (X)	BVPS (\$)	P/BV Ratio (X)	ROE (%)		Dividend Yield (%)	EPS (\$)	P/E Ratio (X)
						1 Day	MTD	YTD					YTD	Y/E			
						JSE Main Market											
Finance																	
Barita Investments Limited	BIL	Q2/31-Mar-19	8.00 - 83.00	36.70	82.32	22.48%	85.95%	54.82%	2.78	29.61	20.78	3.96	30.87%	12.44%	1.13%	0.93	29.61
Eppley Limited	EPLY	Q1/31-Mar-19	7.99 - 20.00	2.98	15.50	0.00%	-8.82%	69.40%	3.84	4.04	78.07	0.20	8.38%	8.94%	39.72%	0.40	4.04
Mayberry Investments Limited	MIL	Q1/31-Mar-19	6.47 - 11.70	9.85	8.20	0.61%	-2.84%	-10.09%	-0.20	-41.00	11.79	0.70	-5.59%	0.91%	0.00%	0.00	-41.00
Mayberry Jamaican Equities Limited	MJE	Q1/31-Mar-19	7.50 - 16.00	14.64	12.19	7.69%	6.00%	31.64%	0.14	90.30	13.76	0.89	0.00%	0.96%	0.00%	0.00	90.30
JMMB Group Limited	JMMBGL	Q3/31-Dec-18	26.50 - 55.07	85.59	52.49	11.75%	31.26%	56.50%	2.34	22.43	19.08	2.75	12.44%	11.99%	0.53%	0.28	22.43
Jamaica Stock Exchange Limited	JSE	Q1/31-Mar-19	7.00 - 35.00	22.89	32.64	4.68%	16.49%	218.13%	0.63	51.81	1.54	21.26	11.23%	47.67%	0.77%	0.25	51.81
Proven Investments Limited JMD	PROVENJA	Q3/31-Dec-18	23.00 - 36.00	22.51	36.00	0.00%	2.86%	36.00%	1.27	28.37	17.41	2.07	12.40%	9.64%	1.68%	0.61	28.37
Scotia Group Jamaica Limited	SGJ	Q1/31-Jan-19	48.65 - 64.00	177.67	57.10	-0.47%	-0.70%	4.18%	3.74	15.27	38.50	1.48	5.59%	11.71%	6.08%	3.47	15.27
Sagicor Group Jamaica Limited	SJ	Q1/31-Mar-19	36.01 - 58.00	212.94	54.52	-0.44%	-4.37%	45.50%	2.96	18.42	27.38	1.99	-3.01%	6.29%	1.45%	0.79	18.42
NCB Financial Group Limited	NCBFG	Q2/31-Mar-19	94.00 - 208.00	500.21	202.78	1.25%	7.00%	35.89%	10.83	18.72	59.07	3.43	14.05%	22.37%	0.89%	1.80	18.72
Sterling Investments Limited	SIL	Q1/31-Mar-19	2.00 - 5.60	0.21	3.60	0.00%	-5.26%	-0.28%	0.20	18.00	18.45	0.20	0.00%	0.00%	1.68%	0.06	18.00
Victoria Mutual Investments Limited	VMIL	Q1/31-Mar-19	3.01 - 5.00	7.26	4.84	-0.41%	4.54%	28.72%	0.30	16.13	2.24	2.16	8.38%	8.94%	0.62%	0.03	16.13
Syngus Credit Investments Limited	SCIJMD	Q2/31-Dec-18	10.00 - 16.00	2.91	15.77	0.00%	4.85%	43.76%	1.22	12.98	27.17	0.58	5.14%	3.89%	0.00%	0.00	12.98
Sector Average						3.63%	10.53%	47.24%	2.31	27.17	25.79	3.20	7.68%	11.21%	4.20%	0.66	21.93
Manufacturing																	
Seprod Limited	SEP	YE/31-Dec-18	26.80 - 62.00	34.45	46.96	-0.04%	-3.26%	56.74%	1.92	24.46	20.48	2.29	8.38%	8.94%	0.96%	0.45	24.46
Caribbean Cement Company Limited	CCC	Q1/31-Mar-19	37.56 - 100.00	68.09	80.00	0.00%	0.08%	88.68%	3.84	20.83	8.85	9.03	64.65%	33.42%	0.00%	0.00	20.83
Salada Foods Jamaica Limited	SALF	Q2/31-Mar-19	11.00 - 42.50	3.48	33.50	1.52%	-1.47%	-4.29%	1.90	17.63	9.02	3.71	11.46%	25.12%	1.34%	0.45	17.63
Kingston Wharves Limited	KW	Q1/31-Mar-19	46.00 - 85.00	100.49	70.26	-0.59%	5.72%	-8.98%	1.41	49.69	17.68	3.97	7.31%	8.21%	0.36%	0.25	49.69
Berger Paints Limited	BRG	Q1/31-Mar-19	17.00 - 24.60	3.87	18.07	-1.53%	1.29%	-17.68%	0.79	22.87	5.34	3.38	1.85%	15.79%	1.70%	0.31	22.87
Jamaica Broilers Group Limited	JBG	Q3/26-Jan-19	21.00 - 36.00	39.40	32.85	0.74%	-0.39%	12.81%	2.30	14.28	12.37	2.66	19.23%	12.08%	0.61%	0.20	14.28
Wisynco Group Limited	WISYNCO	Q3/31-Mar-19	8.70 - 20.00	73.58	19.62	2.24%	3.37%	79.34%	0.71	27.63	2.77	7.08	31.27%	28.22%	0.36%	0.07	27.63
Sector Average						0.33%	0.76%	29.52%	1.84	25.34	10.93	4.59	20.59%	18.83%	0.76%	0.28	25.34
Communications																	
1834 Investments Limited	1834	Q3/31-Dec-18	0.75 - 1.25	1.25	1.03	-1.90%	25.61%	-11.21%	0.00	223.91	1.23	0.84	0.37%	5.13%	0.00%	0.00	223.91
Radio Jamaica Limited	RJR	Q3/31-Dec-18	0.77 - 1.35	2.66	1.10	0.00%	3.77%	23.60%	-0.01	-110.00	0.97	1.13	-0.95%	-1.76%	0.00%	0.00	-110.00
Sector Average						-0.95%	14.69%	0.06	0.00	223.91	1.10	0.98	-0.29%	1.68%	0.00%	0.00	56.96
Retail Trade & Conglomerates																	
Carreras Limited	CAR	YE/31-Mar-19	7.75 - 10.00	38.01	7.83	-1.14%	-2.37%	-17.32%	0.70	11.22	0.28	28.46	255.10%	206.30%	4.09%	0.32	11.22
GraceKennedy Limited	GK	Q1/31-Mar-19	51.52 - 75.00	70.17	70.53	3.69%	5.49%	11.07%	4.75	14.85	42.58	1.66	8.62%	11.79%	1.06%	0.75	14.85
Jamaica Producers Group Limited	JAM	Q1/31-Mar-19	16.60 - 33.00	30.86	27.50	1.85%	-1.93%	21.63%	0.80	34.50	22.48	1.22	8.18%	8.35%	0.00%	0.00	34.50
PanJam Investment Limited	PJAM	Q1/31-Mar-19	50.78 - 110.60	105.51	98.96	0.15%	3.01%	36.18%	4.41	22.44	32.98	3.00	10.35%	16.54%	0.54%	0.53	22.44
Sector Average						1.14%	1.05%	12.89%	2.66	20.75	24.58	8.59	70.56%	60.75%	1.42%	0.40	20.75
Tourism & Other Services																	
138 Student Living Jamaica Limited	138SL	Q2/31-Mar-19	1.60 - 5.80	1.33	3.20	0.00%	-20.00%	-8.57%	-0.21	-15.24	7.90	0.41	5.28%	-0.53%	0.00%	0.00	-15.24
Ciboney Group Limited	CBNY	Q3/28-Feb-19	0.07 - 0.20	0.07	0.12	20.00%	71.43%	0.00%	-1.72	-0.07	0.02	6.42	42.98%	-1720.06%	0.00%	0.00	-0.07
Kingston Properties Limited	KPREIT	Q1/31-Mar-19	5.00 - 8.45	1.93	6.00	4.35%	0.00%	0.00%	0.03	213.52	5.53	1.09	2.85%	1.95%	1.40%	0.00	213.52
Pulse Investments Limited	PULS	Q3/31-Mar-19	2.15 - 4.00	4.09	2.51	-1.57%	-10.04%	-16.05%	0.24	10.46	1.79	1.40	15.96%	14.01%	0.72%	0.02	10.46
Palace Amusement Company Limited	PAL	Q3/31-Mar-19	1000.00 - 1450.00	1.87	1300.00	0.00%	0.00%	-10.34%	94.69	13.73	335.34	3.88	10.63%	31.84%	0.00%	0.00	13.73
Portland JSX Limited	PJX	Q3/30-Sep-18	7.01 - 10.00	2.59	8.36	0.00%	-1.76%	11.47%	0.58	14.40	10.60	0.79	5.43%	7.59%	0.00%	0.00	14.40
Sagicor Real Estate X Fund Limited	XFUND	Q1/31-Mar-19	8.30 - 15.70	23.37	10.42	3.07%	11.80%	-25.94%	0.05	208.40	16.23	0.64	11.39%	0.00%	0.00%	0.00	208.40
Supreme Ventures Limited	SVL	Q1/31-Mar-19	14.50 - 33.00	67.33	25.53	-7.70%	-8.79%	47.74%	0.79	32.19	1.31	19.47	73.26%	63.15%	1.49%	0.38	32.19
Stanley Motta Limited	SML	Q1/31-Mar-19	4.20 - 5.50	3.87	5.11	-2.67%	2.00%	-4.13%	2.03	2.52	5.22	0.98	0.00%	0.00%	0.00%	0.00	2.52
MPC Caribbean Clean Energy Limited	MPCCCL	0	130.00 - 130.60	1.49	130.10	0.00%	0.00%	N/A	N/A	N/A	-0.22	-581.25	0.00%	0.00%	0.00%	0.00	N/A
Wigton Windfarm Limited	WIG	Q3/31-Dec-18	0.60 - 1.01	9.90	0.90	0.00%	2.27%	80.00%	0.08	12.00	0.23	3.92	45.17%	13.52%	0.00%	0.00	N/A
Sector Average						1.41%	4.26%	7.42%	9.66	63.40	34.90	-54.87	19.36%	-144.41%	0.33%	0.04	53.32
Market Average						1.11%	6.26%	20.65%	3.29	34.69	19.46	-7.50	23.58%	-10.39%	1.34%	0.27	35.66

Company	Ticker	Most Recent Financial Quarter	52 Week Range (\$)	Market Cap (J\$Billion)	Last Sale Price (\$)	Performance (%)			EPS (\$)	P/E Ratio (X)	BVPS (\$)	P/BV Ratio (X)	ROE (%)		Dividend Yield (%)	EPS (\$)	P/E Ratio (X)
						1 Day	MTD	YTD					YTD	Y/E			
JSE Junior Market																	
Finance																	
Lasco Financial Services Limited	LASF	YE/31-Mar-19	3.80 - 5.96	5.73	4.53	1.57%	-10.47%	0.67%	0.22	20.18	1.26	3.60	17.70%	17.17%	0.00%	0.00	20.18
Access Financial Services Limited	AFS	YE/31-Mar-19	36.00 - 53.00	11.86	43.20	-0.69%	-4.00%	-14.56%	1.74	24.88	8.09	5.34	21.46%	31.65%	1.11%	0.48	24.88
ISP Finance Services Limited	ISP	Q1/31-Mar-19	11.00 - 22.00	1.45	13.85	0.00%	-29.44%	-30.75%	0.56	24.91	3.20	4.32	19.47%	14.38%	0.00%	0.00	24.91
Sector Average						0.29%	-14.64%	-14.88%	0.84	23.32	4.19	4.42	19.55%	21.07%	0.37%	0.16	23.32
Manufacturing																	
Blue Power Group Limited	BPOW	Q3/31-Jan-19	3.60 - 7.50	2.84	5.03	-8.71%	2.44%	-0.20%	0.25	20.12	1.59	3.17	15.52%	12.32%	0.00%	0.00	20.12
AMG Packaging & Paper Co Limited	AMG	Q2/28-Feb-19	1.60 - 3.30	1.14	2.22	9.90%	11.00%	16.84%	0.08	29.60	0.93	2.39	8.47%	8.13%	0.00%	0.00	29.60
Caribbean Cream Limited	KREMI	YE/28-Feb-19	4.70 - 8.25	2.06	5.44	-1.45%	3.62%	-6.53%	0.23	23.65	1.87	2.91	13.18%	13.34%	0.00%	0.00	23.65
Honey Bun (1982) Limited	HONBUN	Q2/31-Mar-19	3.10 - 7.33	2.85	6.05	-2.58%	-11.03%	55.13%	0.41	14.76	1.62	3.74	31.61%	14.85%	0.99%	0.06	14.76
Jamaican Teas Limited	JAMT	Q2/31-Mar-19	3.00 - 5.30	3.07	4.45	-0.45%	3.25%	-1.11%	0.30	14.93	2.14	2.08	16.03%	19.46%	0.67%	0.03	14.93
Lasco Manufacturing Limited	LASM	YE/31-Mar-19	2.90 - 4.50	16.77	4.10	0.24%	1.23%	10.81%	0.26	15.58	1.43	2.87	18.42%	10.41%	1.49%	0.06	15.58
Caribbean Flavours & Fragrances Limited	CFF	Q1/31-Mar-19	11.60 - 21.00	1.17	13.00	-9.09%	-9.09%	-31.58%	1.25	10.40	4.88	2.66	11.02%	21.88%	0.00%	0.00	10.40
Consolidated Bakeries (Jamaica) Limited	PURITY	Q1/31-Mar-19	1.70 - 2.50	0.40	1.81	-4.74%	2.26%	6.47%	0.03	64.64	3.29	0.55	7.47%	1.80%	0.00%	0.00	64.64
Sector Average						-2.11%	0.46%	6.23%	0.35	24.21	2.22	2.55	15.21%	12.77%	0.39%	0.02	24.21
Insurance																	
General Accident Insurance Company (Ja) Limited	GENAC	Q1/31-Mar-19	3.00 - 5.00	4.46	4.32	0.70%	5.37%	22.03%	0.32	13.50	1.99	2.17	6.01%	14.29%	0.00%	0.00	13.50
IronRock Insurance Company Limited	ROC	Q1/31-Mar-19	2.99 - 5.00	0.75	3.50	0.00%	0.00%	-28.57%	-0.01	N/A	2.05	1.71	-7.48%	0.54%	0.00%	0.00	N/A
Key Insurance Company Limited	KEY	Q4/31-Dec-18	3.00 - 5.02	1.11	3.00	0.00%	-10.45%	-25.00%	-0.41	-7.33	2.31	1.30	-13.03%	-16.89%	0.00%	0.00	-7.33
Sector Average						0.23%	-1.69%	-10.51%	-0.03	13.50	2.12	1.72	-4.83%	-0.69%	0.00%	0.00	3.08
Other																	
SSL Venture Capital Jamaica Limited	SSLVC	YE/31-Dec-18	1.30 - 2.50	0.64	1.61	0.00%	0.00%	-17.44%	-18.90	-0.09	-0.19	N/A	237.27%	130.31%	0.00%	0.00	-0.09
Express Catering Limited	ECL	Q3/28-Feb-19	6.10 - 9.01	10.94	6.68	3.25%	1.21%	-16.50%	9.64	N/A	0.17	39.93	79.77%	62.52%	0.01%	0.00	N/A
Cargo Handlers Limited	CHL	Q2/31-Mar-19	9.00 - 15.50	3.95	9.50	0.00%	0.00%	-36.67%	0.41	23.17	1.09	8.74	33.84%	40.42%	1.26%	0.12	23.17
iCreate Limited	ICREATE	Q1/31-Mar-19	0.70 - 1.30	0.14	0.70	-1.41%	-4.11%	-32.04%	-19.94	-0.04	0.20	3.52	-44.80%	264.25%	0.00%	0.00	-0.04
Kingston Live Entertainment Limited	KLE	Q1/31-Mar-19	1.70 - 4.00	0.17	1.70	0.00%	-27.66%	-46.03%	-0.28	-6.14	1.15	1.48	0.69%	-10.26%	0.00%	0.00	-6.14
Main Events Entertainment Group Limited	MEEG	Q1/31-Jan-19	4.90 - 7.65	1.90	6.32	5.69%	2.60%	-9.33%	0.36	17.56	2.05	3.08	32.27%	19.17%	0.00%	0.00	17.56
Knutsford Express Services Limited	KEX	Q3/28-Feb-19	10.00 - 13.30	5.73	11.45	-0.69%	-5.99%	-11.92%	0.43	26.63	1.50	7.64	30.62%	32.03%	0.00%	0.00	26.63
Sweet River Abattoir and Supplies Company Limited	SRA	Q3/31-Dec-18	2.56 - 3.86	0.21	2.56	0.00%	0.00%	-26.86%	-0.27	-9.48	0.45	5.68	-38.46%	-107.01%	0.00%	0.00	-9.48
Stationery and Office Supplies Limited	SOS	Q1/31-Mar-19	6.50 - 11.00	2.29	9.15	-4.19%	-4.59%	9.58%	0.60	15.30	2.16	4.24	44.50%	20.19%	0.55%	0.05	15.30
iTech Limited	TTECH	Q1/31-Mar-19	4.50 - 7.00	0.58	5.50	0.00%	0.92%	19.83%	0.28	19.64	1.89	2.92	1.52%	14.60%	0.00%	0.00	19.64
Fosrich Company Limited	FOSRICH	Q1/31-Mar-19	2.42 - 6.50	2.16	4.31	-2.71%	-4.01%	11.08%	0.19	22.68	1.45	2.98	18.53%	13.92%	0.00%	0.00	22.68
Gwest Corporation Limited	GWEST	Q3/31-Dec-18	0.70 - 2.43	0.38	0.78	-3.70%	-35.54%	-45.07%	-0.28	-2.79	1.48	0.53	-18.99%	-11.82%	0.00%	0.00	-2.79
Elite Diagnostic Limited	ELITE	Q3/31-Mar-19	2.71 - 5.14	1.71	4.84	-3.20%	21.00%	65.75%	0.07	69.14	1.19	4.05	7.40%	14.42%	0.00%	0.00	69.14
Indies Pharma Jamaica Limited	INDIES	Q2/30-Apr-19	1.95 - 4.10	4.08	3.06	0.00%	0.33%	-3.77%	0.12	26.61	0.49	6.31	24.16%	31.10%	0.00%	0.00	N/A
Sector Average						-0.50%	-3.99%	-9.96%	-1.97	27.59	1.08	7.01	29.17%	36.70%	0.13%	0.02	14.51
Retail Trade																	
Lasco Distributors Limited	LASD	YE/31-Mar-19	3.00 - 4.20	10.77	3.07	-9.44%	-8.90%	-21.08%	0.18	17.53	1.48	2.08	12.25%	20.57%	1.40%	0.04	17.53
Paramount Trading Limited	PTL	Q3/28-Feb-19	1.80 - 3.00	2.78	1.80	0.00%	-10.00%	-37.93%	0.02	81.82	0.46	3.89	-5.88%	10.16%	0.00%	0.00	81.82
Derrimon Trading Company Limited	DTL	YE/31-Dec-18	1.85 - 4.00	6.07	2.22	2.30%	-11.90%	-12.25%	0.09	25.52	0.37	5.94	31.39%	28.88%	0.00%	0.00	25.52
Caribbean Producers Jamaica Limited	CPJ	Q2/31-Dec-18	4.11 - 7.15	5.28	4.80	0.84%	-1.64%	-1.44%	2.59	N/A	1.73	2.78	-5.88%	10.16%	0.00%	0.00	N/A
Medical Disposables and Supplies Limited	MDS	YE/31-Mar-19	4.75 - 10.00	1.85	7.03	-0.85%	4.93%	-6.02%	0.43	16.35	2.89	2.44	15.75%	15.31%	0.00%	0.00	16.35
CAC 2000 Limited	CAC	Q1/31-Jan-19	8.00 - 20.00	1.69	13.10	0.00%	-6.43%	-22.58%	0.31	42.26	3.80	3.45	1.34%	17.67%	0.27%	0.04	42.26
Jetcon Corporation Limited	JETCON	Q1/31-Mar-19	1.60 - 4.55	1.09	1.86	-4.62%	-1.06%	-38.82%	0.11	16.73	0.89	2.09	12.78%	21.23%	0.00%	0.00	16.73
Everything Fresh Limited	EFRESH	Q1/31-Mar-19	1.00 - 2.50	1.09	1.40	-0.71%	0.00%	-9.68%	-0.03	-46.98	0.80	1.75	0.28%	6.72%	0.00%	0.00	-46.98
Fontana Limited	FTNA	Q2/31-Dec-18	3.00 - 6.50	7.47	5.98	0.34%	24.32%	218.09%	0.14	42.71	0.93	6.42	0.00%	0.00%	0.00%	0.00	42.71
Sector Average						-1.68%	-5.00%	-20.02%	0.53	33.37	1.81	3.09	8.82%	17.71%	0.24%	0.01	33.37
Tourism																	
Dolphin Cove Limited	DCOVE	Q1/31-Mar-19	10.20 - 17.05	4.71	11.99	0.00%	-0.08%	-27.33%	1.24	9.65	10.22	1.17	12.01%	8.84%	1.67%	0.20	9.65
Sector Average						0.00%	-0.08%	-27.33%	1.24	9.65	10.22	1.17	12.01%	8.84%	1.67%	0.20	9.65
Market Average						-0.63%	-4.16%	-13.19%	0.16	20.71	3.60	3.25	13.32%	16.07%	0.47%	0.07	18.02

Company	Ticker	Most Recent Financial Quarter	52 Week Range (\$)	Market Cap (J\$Billion)	Last Sale Price (\$)	Performance (%)			EPS (\$)	P/E Ratio (X)	BVPS (\$)	P/BV Ratio (X)	ROE (%)		Dividend Yield (%)	EPS (\$)	P/E Ratio (X)
						1 Day	MTD	YTD					YTD	Y/E			
JSE US Market																	
Finance									(US\$)		(US\$)				(US\$)		
Proven Investments Limited	PROVEN	Q3/31-Dec-18	0.15 - 0.27	0.16	0.26	2.39%	6.99%	31.53%	0.00	233.64	0.19	1.39	8.80%	8.52%	0.82%	0.00	233.64
Syngus Credit Investments Limited	SCIUSD	Q2/31-Dec-18	0.08 - 0.13	0.02	0.11	1.94%	-4.72%	-4.55%	0.00	38.89	29.15	0.00	20.11%	13.42%	1.65%	0.00	38.89
Sector Average						2.39%	6.99%	31.53%	0.00	233.64	0.19	1.39	8.80%	8.52%	0.82%	0.00	233.64
Tourism																	
Margaritaville (Turks) Limited	MTL	Q3/28-Feb-19	0.15 - 0.25	0.02	0.25	0.00%	0.00%	25.00%	0.01	35.46	8.35	0.03	20.11%	13.42%	0.00%	0.00	35.46
Sector Average						0.00%	0.00%	25.00%	0.01	35.46	8.35	0.03	20.11%	13.42%	0.00%	0.00	35.46
Other																	
Productive Business Solution Limited	PBS	YE/31-Dec-18	0.50 - 0.60	0.07	0.60	0.00%	0.00%	3.18%	0.01	84.51	39.00	0.02	-6.32%	-13.43%	0.00%	0.00	84.51
MPC Caribbean Clean Energy Limited	MPCCELUS	0	0.00 - 0.00	0.01	1.00	0.00%	0.00%	N/A	N/A	N/A	-0.22	-4.47	313.43%	0.00%	0.00%	0.00	N/A
Sector Average						0.00%	0.00%	3.18%	0.01	84.51	39.00	0.02	-6.32%	-13.43%	0.00%	0.00	84.51
Market Average						0.80%	2.33%	19.90%	0.01	117.87	15.84	0.48	7.53%	2.84%	0.27%	0.00	117.87