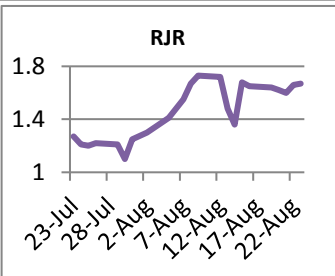

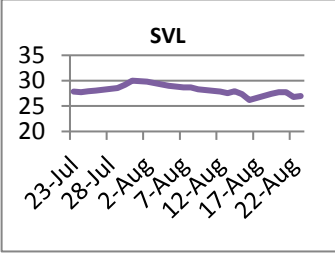

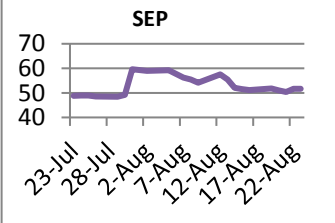

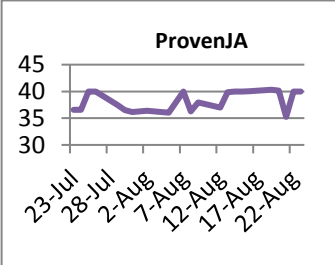

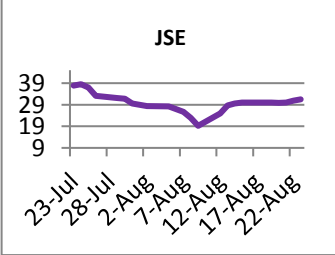



## WEEKLY STOCK PICKS

**Disclaimer:** The following stock picks are for information purposes only. The information stated herein may reflect the opinion and views of VM Wealth Management in relation to market conditions and does not constitute any representation or warranties in relation to investment returns and the credibility of the sources of information relied upon in the preparation of this report, without further research and verification. Before making any investment decision, please consult a VM Wealth Management Advisor.

STOCK	STOCK DATA	4-WEEK PRICE MOVEMENT (\$)	RECOMMENDATION & RATIONALE
<b>RJR</b> Radio Jamaica Ltd	CLOSE PRICE: J\$1.67		<b>RECOMMENDATION: BUY</b>  <b>RATIONALE:</b> For its first quarter ended June 30, 2019, RJR recorded after-tax profits of \$24 million, compared to a loss of \$70 million in Q1 2018. RJR was able to grow revenues by 0.9%, while reducing expenses. It has implemented an integrated broadcasting division & a more focused approach to tech initiatives. It is rolling out a High Def workflow, which reaped benefits this quarter. It is monitoring developments regarding Digital Switch Over.
	YTD CHANGE: 87.64%		
	P/E RATIO: 20.37x		
	P/B RATIO: 1.70x		
<b>SVL</b> Supreme Ventures Ltd	CLOSE PRICE: J\$26.95		<b>RECOMMENDATION: BUY</b>  <b>RATIONALE:</b> In its 2 <sup>nd</sup> quarter ended June 30, 2019, SVL grew Net Profit by \$191.86M or 44.37% to \$624.28M. Despite realizing a Loss in Other Income, SVL's Revenue was improved by 15.58% and Gross Margin improved from 19.28% to 21.20%. The company had greater sales of its lottery games and improvement in efficiency. The outlook is even more positive with its acquisition earlier this year of Post to Post Betting and its growing business in Guyana.
	YTD CHANGE: 55.96%		
	P/E RATIO: 30.99x		
	P/B RATIO: 20.14x		
<b>SEP</b> Seprod Ltd	CLOSE PRICE: J\$51.61		<b>RECOMMENDATION: BUY</b>  <b>RATIONALE:</b> For the 6 months ended June 30, 2019, SEP grew Revenues by 70% to \$17.69 billion. However, the bottom line registered a loss due to the loss-making sugar operations. On July 15, management closed the sugar factory, which should curtail the drag on the results going forward. The dairy business is expected to contribute positively in the future.
	YTD CHANGE: 72.26%		
	P/E RATIO: 24.93x		
	P/B RATIO: 2.47x		
<b>PROVENJA</b> Proven Investments Ltd	CLOSE PRICE: J\$40.00		<b>RECOMMENDATION: HOLD</b>  <b>RATIONALE:</b> For its 1 <sup>st</sup> quarter ended March 31, 2019, Proven reported Net Profit attributable to shareholders of US\$2.44 million, an increase of 10.47% from the previous year. Other income, particularly related to fees & commission accounted for the majority of the increase. Fee income from IFP and AFS' acquisition of Embassy Loans Ltd were the major drivers. Private equity investments on the horizon should contribute positively in the future.
	YTD CHANGE: 51.11%		
	P/E RATIO: 25.12x		
	P/B RATIO: 2.03x		
<b>JSE</b> Jamaica Stock Exchange	CLOSE PRICE: J\$31.56		<b>RECOMMENDATION: SELL</b>  <b>RATIONALE:</b> JSE reported Net Profits up 35.6% to \$121.76M over the 2nd quarter of 2018. All revenue line items registered an improvement bringing Total Revenue to \$429.41M which represented a 35.74% increase. Of note, the 2 major contributors to growth were Cess Income and Income from the Ecampus which saw increases of 46.79% and 257.91% respectively. It may be a good time to take profits and rebuild positions when at lower levels.
	YTD CHANGE: 207.60%		
	P/E RATIO: 47.10x		
	P/B RATIO: 18.41x		

Ticker	52 Week Range (\$)	Last Week's Close Price	P/E Ratio	Price/Book Value Per Share (X)	Net Profit Margin	Dividend Yield for Yr 2019	YTD ROE	Recommendation
<b>MAIN INDEX</b>								
138 Student Living Ja Ltd	138SL	1.60 - 5.80	4.20	-20.00	0.53	-10.22%	2.64%	BUY
1834 Investments Ltd	1834	0.75 - 1.25	1.07	44.96	0.87	19.90%	0.00%	HOLD
Barita Investments Ltd	BIL	9.30 - 100.00	72.23	25.98	3.48	324.55%	1.29%	HOLD
Berger Paints Ltd	BRG	17.00 - 24.60	18.91	23.64	3.66	2.90%	1.62%	BUY
Caribbean Cement Company Ltd	CCC	38.00 - 100.00	80.57	23.15	8.67	16.39%	0.00%	SELL
Carreras Ltd	CAR	7.55 - 9.91	7.95	11.06	24.44	26.70%	6.29%	HOLD
Ciboney Group Limited	CBNY	0.07 - 0.20	0.14	-15.73	8.35	-9198.15%	0.00%	SELL
Eppley Ltd	EPLY	10.00 - 27.00	23.12	13.14	25.71	28.06%	1.27%	SELL
GraceKennedy Ltd	GK	53.10 - 75.00	69.91	14.27	1.31	4.59%	1.07%	HOLD
Jamaica Broilers Group Ltd	JBG	22.00 - 43.63	33.44	14.60	2.90	3.79%	0.60%	HOLD
JMMB Group Ltd	JMMBGL	26.50 - 55.07	52.55	21.45	2.52	19.14%	0.53%	SELL
Jamaica Producers Ltd	JP	17.20 - 33.00	27.24	29.67	1.14	13.22%	0.00%	BUY
Jamaica Stock Exchange Ltd	JSE	7.00 - 40.01	31.56	47.10	18.41	28.06%	1.27%	SELL
Kingston Properties Ltd	KPREIT	5.00 - 8.45	6.00	-252.10	1.07	25.33%	1.35%	HOLD
Kingston Wharves Ltd	KW	52.00 - 85.00	63.66	39.99	3.54	31.52%	0.75%	BUY
Mayberry Investments Ltd	MIL	6.78 - 11.70	9.23	-51.28	0.55	102.61%	0.00%	SELL
Mayberry Jamaican Equities Limited	MJE	7.50 - 16.00	12.01	-30.03	0.83	-17.41%	0.00%	HOLD
MPC Caribbean Clean Energy Limited	MPCCEL	126.00 - 130.60	126.00	165.94	0.99	N/A	0.53%	BUY
NCB Financial Group Ltd	NCBFG	103.00 - 249.00	208.38	18.18	2.92	33.81%	1.30%	SELL
Palace Amusement Co (1921) Ltd	PAL	1000.00 - 2500.00	2,100.00	34.43	5.77	6.79%	0.00%	SELL
PanJam Investment Ltd	PJAM	51.00 - 110.60	105.87	16.21	2.89	171.71%	0.50%	SELL
Portland JSX Ltd	PJX	7.01 - 10.00	7.86	-99.95	0.78	33.92%	0.00%	SELL
Proven Investments Ltd	PROVENJA	23.00 - 44.00	40.00	25.12	2.03	52.80%	2.47%	HOLD
Pulse Investments Ltd	PULS	2.15 - 4.00	3.46	14.42	1.93	95.28%	0.52%	SELL
Radio Jamaica Ltd	RJR	0.77 - 1.90	1.67	20.37	1.70	1.80%	0.00%	BUY
Sagicor Group Jamaica Ltd	SJ	36.01 - 84.98	74.67	19.00	2.62	8.51%	1.06%	SELL
Sagicor Real Estate X Fund Ltd	XFUND	8.30 - 15.70	11.18	-65.76	0.66	30.30%	0.00%	BUY
Salada Foods Ltd	SALF	16.75 - 42.50	32.07	16.12	3.50	14.83%	1.40%	SELL
Scotia Group Jamaica Ltd	SGJ	48.65 - 64.00	57.21	15.30	1.49	27.06%	6.07%	HOLD
Seprod Ltd	SEP	26.80 - 70.00	51.61	24.93	2.47	3.13%	1.84%	BUY
Syngus Credit Investments Limited JMD	SCIJMD	10.00 - 27.00	23.12	22.43	0.90	71.11%	0.00%	SELL
Sagicor Select Funds Ltd	SELECTF	1.30 - 1.98	1.44	0.00	0.00	0.00%	0.00%	SELL
Sterling Investments Ltd	SIL	2.80 - 5.60	3.67	-61.17	1.19	27.06%	1.64%	SELL
Stanley Motta Ltd	SML	4.20 - 6.15	5.75	3.58	1.11	56.06%	0.00%	HOLD
Supreme Ventures Ltd	SVL	14.50 - 34.32	26.95	30.99	20.14	6.69%	2.23%	BUY
Victoria Mutual Investments Ltd	VMIL	3.01 - 9.00	8.20	21.58	3.01	36.82%	0.37%	N/A
Wigton Windfarm Limited	WIG	0.60 - 1.14	0.96	14.22	3.24	44.00%	0.00%	HOLD
Wisynco Group Ltd	WISYNCO	8.70 - 30.00	24.78	31.37	8.38	10.21%	0.69%	SELL
<b>JUNIOR INDEX</b>								
Access Financial Services Ltd	AFS	40.00 - 53.00	43.20	20.13	4.94	45.49%	1.78%	SELL
AMG Packaging & Paper Company Ltd	AMG	1.60 - 3.30	2.29	28.63	2.39	6.11%	0.00%	SELL
Blue Power Group Ltd	BPOW	3.95 - 16.30	9.76	38.43	6.14	8.36%	0.20%	SELL
CAC 2000 Ltd	CAC	9.00 - 20.00	15.00	75.00	3.95	2.89%	0.23%	BUY
Cargo Handlers Ltd	CHL	9.00 - 15.50	11.00	28.95	9.52	34.61%	2.18%	SELL
Caribbean Cream Ltd	KREMI	4.00 - 8.25	4.21	32.38	2.19	4.94%	0.00%	BUY
Caribbean Flavours & Fragrances Ltd	CFF	12.95 - 21.00	18.99	16.09	3.69	15.56%	0.00%	SELL
Caribbean Producers Jamaica Ltd	CPJ	4.11 - 7.03	4.64	-59.00	1.78	-1.20%	0.00%	BUY
Consolidated Bakeries (Ja) Ltd	PURITY	1.60 - 2.50	1.92	21.33	0.58	2.48%	0.00%	HOLD
Derrimon Trading Company Ltd	DTL	1.85 - 4.00	2.80	-9.18	5.52	2.58%	0.00%	SELL
Dolphin Cove Ltd	DCOVE	10.20 - 17.05	12.04	9.98	1.21	38.28%	3.32%	BUY
Elite Diagnostic Limited	ELITE	2.85 - 7.50	6.49	49.92	1.26	11.73%	0.00%	SELL
Everything Fresh Limited	EFRESH	1.00 - 2.50	1.41	-86.50	0.80	0.05%	0.00%	BUY
Express Catering Ltd	ECL	5.75 - 9.00	6.51	91.87	0.26	17.16%	0.01%	SELL
Fontana Limited	FTNA	3.00 - 9.00	8.22	35.74	0.93	6.59%	0.00%	SELL
FosRich Company Ltd	FOSRICH	2.75 - 6.50	5.67	22.68	3.77	8.26%	0.00%	SELL
General Accident Insurance Company Ltd	GENAC	3.05 - 6.24	5.89	17.85	2.78	2.06%	0.00%	SELL
GWest Corporation Ltd	GWEST	0.70 - 2.20	1.40	-15.56	1.14	-2.56%	0.00%	HOLD
Honey Bun (1982) Ltd	HONBUN	3.10 - 7.33	6.91	15.36	4.19	10.74%	0.87%	BUY
iCreate	ICREATE	0.60 - 1.30	0.86	-0.04	4.32	-12.47%	0.00%	SELL
Indies Pharma Jamaica Limited	INDIES	2.36 - 4.10	3.58	31.13	7.38	21.99%	0.00%	HOLD
IronRock Insurance Company Ltd	ROC	2.99 - 5.00	4.20	-211.06	1.67	-11.09%	0.00%	SELL
ISP Finance Services Ltd	ISP	11.00 - 22.00	17.51	30.29	5.27	17.16%	0.00%	SELL
Jamaican Teas Ltd	JAMT	3.00 - 8.00	5.78	14.10	2.47	26.53%	0.52%	SELL
Jetcon Corporation Ltd	JETCON	1.58 - 4.55	2.49	41.29	2.75	5.11%	1.20%	HOLD
Key Insurance Company Ltd	KEY	2.85 - 5.02	3.25	-4.44	1.72	-113.56%	0.00%	SELL
Knutsford Express Services Ltd	KEX	10.00 - 13.30	11.18	26.00	7.46	18.76%	0.00%	SELL
K.L.E. Group Ltd	KLE	1.70 - 4.00	2.01	-6.20	1.75	-0.85%	0.00%	SELL
Lasco Distributors Ltd	LASD	3.00 - 4.20	3.34	31.78	2.19	3.94%	1.29%	HOLD
Lasco Financial Ltd	LASF	3.80 - 7.00	5.43	25.02	4.34	15.55%	0.00%	HOLD
Lasco Manufacturing Ltd	LASM	2.90 - 6.50	5.51	20.17	3.83	15.80%	1.11%	SELL
The Limners and Bards Ltd	LAB	1.30 - 4.51	3.16	39.50	21.35	17.08%	0.00%	SELL
Main Event Entertainment Group Ltd	MEEG	4.90 - 8.00	6.92	19.22	3.37	10.42%	0.00%	HOLD
Medical Disposables & Supplies Ltd	MDS	5.10 - 10.00	7.40	17.62	2.51	2.89%	0.00%	SELL
Paramount Trading Ltd	PTL	1.50 - 3.00	1.69	42.25	3.52	3.93%	0.00%	HOLD
SSL Venture Capital Jamaica Limited	SSLVC	1.30 - 2.50	1.61	-0.10	-8.27	-38.05%	0.00%	SUSPENDED
Stationery and Office Supplies Ltd	SOS	6.50 - 17.00	13.05	23.30	5.69	14.35%	0.38%	SELL
Sweet River Abattoir and Supplies Ltd	SRA	2.56 - 3.86	2.75	-9.82	10.57	-11.41%	0.00%	SUSPENDED
tTech Ltd	TTECH	4.52 - 8.00	7.10	19.19	3.61	10.60%	0.00%	SELL
<b>US INDEX</b>								
Margaritaville (Turks) Ltd	MTL	0.18 - 0.25	0.25	2272.73	3.73	9.88%	0.00%	SELL
Proven Investments Ltd	PROVEN	0.18 - 0.27	0.26	21.40	1.73	52.80%	1.88%	BUY
Productive Business Solutions Ltd	PBS	0.53 - 0.60	0.60	-80.00	2.10	9.88%	0.00%	HOLD
Syngus Credit Investments Limited USD	SCIUSD	0.08 - 0.15	0.14	16.69	0.60	71.11%	1.28%	SELL
MPC Caribbean Clean Energy Limited	MPCCELUS	0.00 - 0.00	1.00	178.57	1.03	N/A	N/A	SELL

Company	Ticker	Most Recent Financial Quarter	52 Week Range (\$)	Market Cap (J\$Billion)	Last Sale Price (\$)	Performance (%)			EPS (\$)	P/E Ratio (X)	BVPS (\$)	P/BV Ratio (X)	ROE (%)		Dividend Yield (%)	EPS (\$)	P/E Ratio (X)
						1 Day	MTD	YTD					YTD	Y/E			
JSE Main Market																	
<b>Finance</b>																	
Barita Investments Limited	BIL	Q3/30-Jun-19	9.00 - 100.00	32.21	72.23	-3.19%	-19.22%	35.85%	2.78	25.98	20.78	3.48	31.27%	13.16%	1.29%	0.93	25.98
Mayberry Investments Limited	MIL	Q2/30-Jun-19	6.78 - 11.70	11.09	9.23	-0.75%	5.01%	1.21%	-0.18	-51.28	16.64	0.55	1.07%	0.91%	0.00%	0.00	-51.28
Mayberry Jamaican Equities Limited	MJE	Q2/30-Jun-19	7.50 - 16.00	14.43	12.01	-7.04%	-3.84%	29.70%	-0.40	-30.03	14.49	0.83	-0.53%	7.57%	0.00%	0.00	-30.03
JMMB Group Limited	JMMBGL	Q1/30-Jun-19	26.50 - 55.07	85.69	52.55	-0.17%	2.22%	56.68%	2.45	21.45	20.85	2.52	13.75%	11.99%	0.53%	0.28	21.45
Jamaica Stock Exchange Limited	JSE	Q2/30-Jun-19	7.00 - 40.01	22.13	31.56	1.94%	6.98%	207.60%	0.67	47.10	1.71	18.41	42.17%	39.83%	1.27%	0.40	47.10
Proven Investments Limited JMD	PROVENJA	Q1/30-Jun-19	23.00 - 44.00	25.01	40.00	0.00%	10.74%	51.11%	1.59	25.12	19.70	2.03	14.80%	11.50%	2.47%	0.99	25.12
Scotia Group Jamaica Limited	SGJ	Q2/30-Apr-19	48.65 - 64.00	178.01	57.21	3.57%	0.95%	4.38%	3.74	15.30	38.50	1.49	9.54%	11.71%	6.07%	3.47	15.30
Sygnus Credit Investments Limited	SCIJMD	Q3/31-Mar-19	10.00 - 27.00	4.26	23.12	0.00%	8.24%	110.76%	1.03	22.43	25.71	0.90	6.93%	3.89%	0.00%	0.00	22.43
Sagikor Select Funds Limited	SELECTF	-	1.30 - 1.98	7.34	1.44	-6.49%	10.77%	10.77%	0.00	0.00	0.00	0.00	0.00%	0.00%	0.00%	0.00	0.00
NCB Financial Group Limited	NCBFG	Q3/30-Jun-19	100.00 - 249.00	514.02	208.38	-1.06%	-2.04%	39.65%	11.46	18.18	71.48	2.92	18.55%	15.53%	1.30%	2.70	18.18
Sterling Investments Limited	SIL	Q2/30-Jun-19	2.80 - 5.60	1.37	3.67	-2.13%	-7.79%	1.66%	-0.06	-61.17	3.09	1.19	11.41%	6.29%	1.64%	0.06	-61.17
Victoria Mutual Investments Limited	VMIL	Q2/30-Jun-19	3.01 - 9.00	12.30	8.20	1.86%	2.63%	118.09%	0.38	21.58	2.73	3.01	15.15%	15.39%	0.37%	0.03	21.58
Eppley Limited	EPLY	Q2/30-Jun-19	7.99 - 20.00	3.26	16.95	-0.29%	2.73%	85.25%	1.29	13.14	4.03	4.20	19.71%	16.25%	39.72%	0.40	13.14
<b>Sector Average</b>						<b>-1.06%</b>	<b>1.34%</b>	<b>57.90%</b>	<b>1.90</b>	<b>23.37</b>	<b>18.44</b>	<b>3.19</b>	<b>14.14%</b>	<b>11.85%</b>	<b>4.20%</b>	<b>0.71</b>	<b>5.22</b>
<b>Manufacturing</b>																	
Seprod Limited	SEP	Q2/30-Jun-19	26.80 - 70.00	37.86	51.61	-0.14%	-13.45%	72.26%	2.07	24.93	20.91	2.47	7.35%	8.94%	1.84%	0.95	24.93
Caribbean Cement Company Limited	CCC	Q2/30-Jun-19	38.00 - 100.00	68.58	80.57	2.04%	0.95%	90.02%	3.48	23.15	9.29	8.67	41.78%	33.42%	0.00%	0.00	23.15
Salada Foods Jamaica Limited	SALF	Q3/30-Jun-19	16.40 - 42.50	3.33	32.07	-2.82%	-10.92%	-8.37%	1.99	16.12	9.15	3.50	16.10%	143.36%	1.40%	0.45	16.12
Kingston Wharves Limited	KW	Q2/30-Jun-19	51.50 - 85.00	91.05	63.66	-7.74%	-11.09%	-17.53%	1.59	39.99	17.97	3.54	9.47%	8.21%	0.75%	0.48	39.99
Berger Paints Limited	BRG	Q2/30-Jun-19	17.00 - 24.60	4.05	18.91	2.11%	0.53%	-13.85%	0.80	23.64	5.16	3.66	5.68%	15.79%	1.62%	0.31	23.64
Jamaica Broilers Group Limited	JBG	YE/27-Apr-19	22.00 - 43.63	40.10	33.44	-4.40%	4.08%	14.84%	2.29	14.60	11.54	2.90	15.34%	12.26%	0.60%	0.20	14.60
Wisynco Group Limited	WISYNCO	YE/30-Jun-19	8.70 - 30.00	92.93	24.78	2.44%	-10.90%	126.51%	0.79	31.37	2.96	8.38	26.43%	23.19%	0.69%	0.17	31.37
<b>Sector Average</b>						<b>-1.22%</b>	<b>-5.83%</b>	<b>37.70%</b>	<b>1.86</b>	<b>24.83</b>	<b>11.00</b>	<b>4.73</b>	<b>17.45%</b>	<b>35.03%</b>	<b>0.99%</b>	<b>0.37</b>	<b>24.83</b>
<b>Communications</b>																	
1834 Investments Limited	1834	YE/31-Mar-19	0.75 - 1.25	1.30	1.07	0.00%	18.89%	-7.76%	0.02	44.96	1.23	0.87	0.37%	5.13%	0.00%	0.00	44.96
Radio Jamaica Limited	RJR	Q1/30-Jun-19	0.77 - 1.90	4.05	1.67	0.60%	33.60%	87.64%	0.08	20.37	0.98	1.70	4.13%	-0.94%	0.00%	0.00	20.37
<b>Sector Average</b>						<b>0.30%</b>	<b>26.24%</b>	<b>0.40</b>	<b>0.05</b>	<b>32.66</b>	<b>1.11</b>	<b>1.29</b>	<b>2.25%</b>	<b>2.09%</b>	<b>0.00%</b>	<b>0.00</b>	<b>32.66</b>
<b>Retail Trade &amp; Conglomerates</b>																	
Carreras Limited	CAR	Q1/30-Jun-19	7.55 - 9.91	38.59	7.95	-0.87%	0.63%	-16.05%	0.72	11.06	0.33	24.44	253.42%	201.70%	6.29%	0.50	11.06
GraceKennedy Limited	GK	Q2/30-Jun-19	53.10 - 75.00	69.55	69.91	-0.48%	-1.77%	10.09%	4.90	14.27	53.39	1.31	9.10%	12.05%	1.07%	0.75	14.27
Jamaica Producers Group Limited	JP	Q2/29-Jun-19	16.75 - 33.00	30.57	27.24	3.10%	-6.94%	20.48%	0.92	29.67	23.79	1.14	10.43%	8.35%	0.00%	0.00	29.67
PanJam Investment Limited	PJAM	Q2/30-Jun-19	50.79 - 110.60	112.87	105.87	0.39%	5.85%	45.69%	6.53	16.21	36.69	2.89	21.63%	16.54%	0.50%	0.53	16.21
Sagikor Group Jamaica Limited	SJ	Q2/30-Jun-19	36.01 - 84.98	291.63	74.67	-0.77%	18.71%	99.28%	3.93	19.00	28.54	2.62	6.80%	16.31%	1.06%	0.79	19.00
<b>Sector Average</b>						<b>0.27%</b>	<b>3.30%</b>	<b>31.90%</b>	<b>3.40</b>	<b>18.04</b>	<b>28.55</b>	<b>6.48</b>	<b>60.28%</b>	<b>50.99%</b>	<b>1.78%</b>	<b>0.51</b>	<b>18.04</b>
<b>Tourism &amp; Other Services</b>																	
138 Student Living Jamaica Limited	138SL	Q2/31-Mar-19	1.60 - 5.80	1.74	4.20	5.00%	5.00%	20.00%	-0.21	-20.00	7.90	0.53	2.64%	-0.53%	0.00%	0.00	-20.00
Ciboney Group Limited	CBNY	YE/31-May-19	0.07 - 0.20	0.08	0.14	0.00%	16.67%	16.67%	-0.01	-15.73	0.02	8.35	54.27%	2126.27%	0.00%	0.00	-15.73
Kingston Properties Limited	KPREIT	Q1/31-Mar-19	5.00 - 8.45	1.93	6.00	-20.00%	5.63%	0.00%	-0.02	-252.10	5.62	1.07	3.23%	1.95%	1.35%	0.00	-252.10
Pulse Investments Limited	PULS	Q3/31-Mar-19	2.15 - 4.00	5.64	3.46	-3.08%	11.61%	15.72%	0.24	14.42	1.79	1.93	15.96%	14.01%	0.52%	0.02	14.42
Palace Amusement Company Limited	PAL	YE/30-Jun-19	1000.00 - 1950.00	3.02	2100.00	0.00%	61.54%	44.83%	60.99	34.43	363.84	5.77	14.45%	26.81%	0.00%	0.00	34.43
Portland JSX Limited	PJX	Q2/31-May-19	7.01 - 10.00	2.44	7.86	0.00%	-2.72%	4.80%	-0.08	-99.95	10.11	0.78	1.55%	5.30%	0.00%	0.00	-99.95
Sagikor Real Estate X Fund Limited	XFUND	Q2/30-Jun-19	8.30 - 15.70	25.08	11.18	0.63%	-6.21%	-20.54%	-0.17	-65.76	16.96	0.66	5.59%	0.00%	0.00%	0.00	-65.76
Supreme Ventures Limited	SVL	Q2/30-Jun-19	14.50 - 34.32	71.07	26.95	0.60%	-10.17%	55.96%	0.87	30.99	1.34	20.14	72.70%	63.15%	1.41%	0.38	30.99
Stanley Motta Limited	SML	Q2/30-Jun-19	4.20 - 5.56	4.36	5.75	-4.17%	8.08%	7.88%	1.61	3.58	5.18	1.11	8.33%	124.40%	0.00%	0.00	3.58
MPC Caribbean Clean Energy Limited	MPCCEL	Q2/30-Jun-19	130.00 - 130.60	1.44	126.00	0.00%	-3.08%	-3.08%	0.76	165.94	126.81	0.99	2.36%	192.02%	0.00%	0.00	165.94
Wigton Windfarm Limited	WIG	Q1/30-Jun-19	0.60 - 1.01	10.56	0.96	-1.03%	14.29%	92.00%	0.07	14.22	0.30	3.24	47.63%	21.26%	0.00%	0.00	14.22
<b>Sector Average</b>						<b>-2.00%</b>	<b>9.15%</b>	<b>21.29%</b>	<b>5.82</b>	<b>43.93</b>	<b>49.08</b>	<b>4.05</b>	<b>20.79%</b>	<b>234.06%</b>	<b>0.30%</b>	<b>0.04</b>	<b>-17.27</b>
<b>Market Average</b>						<b>-0.74%</b>	<b>6.84%</b>	<b>37.75%</b>	<b>2.61</b>	<b>28.57</b>	<b>21.63</b>	<b>3.95</b>	<b>22.98%</b>	<b>66.80%</b>	<b>1.45%</b>	<b>0.33</b>	<b>12.70</b>

Company	Ticker	Most Recent Financial Quarter	52 Week Range (\$)	Market Cap (J\$Billion)	Last Sale Price (\$)	Performance (%)			EPS (\$)	P/E Ratio (X)	BVPS (\$)	P/BV Ratio (X)	ROE (%)		Dividend Yield (%)	EPS (\$)	P/E Ratio (X)
						1 Day	MTD	YTD					YTD	Y/E			
<b>Finance</b>																	
Lasco Financial Services Limited	LASF	Q1/30-Jun-19	3.80 - 6.97	6.87	5.43	-2.16%	15.04%	20.67%	0.22	25.02	1.25	4.34	22.97%	19.03%	0.00%	0.00	25.02
Access Financial Services Limited	AFS	Q1/30-Jun-19	40.00 - 53.00	11.86	43.20	2.86%	-7.10%	-14.56%	2.15	20.13	8.74	4.94	28.56%	21.07%	1.78%	0.77	20.13
ISP Finance Services Limited	ISP	Q2/30-Jun-19	11.00 - 22.00	1.84	17.51	-12.45%	28.28%	-12.45%	0.58	30.29	3.32	5.27	17.11%	14.38%	0.00%	0.00	30.29
<b>Sector Average</b>						<b>-3.92%</b>	<b>12.07%</b>	<b>-2.11%</b>	<b>0.98</b>	<b>25.15</b>	<b>4.44</b>	<b>4.85</b>	<b>22.88%</b>	<b>18.16%</b>	<b>0.59%</b>	<b>0.26</b>	<b>25.15</b>
<b>Manufacturing</b>																	
Blue Power Group Limited	BPOW	YE/30-Apr-19	3.95 - 16.30	5.51	9.76	-11.67%	-27.60%	93.65%	0.25	38.43	1.59	6.14	15.52%	12.32%	0.20%	0.02	38.43
AMG Packaging & Paper Co Limited	AMG	Q3/31-May-19	1.60 - 3.30	1.17	2.29	-0.43%	-1.29%	20.53%	0.08	28.63	0.96	2.39	9.82%	8.13%	0.00%	0.00	28.63
Caribbean Cream Limited	KREMI	Q1/31-May-19	4.00 - 8.25	1.59	4.21	0.00%	-20.42%	-27.66%	0.13	32.38	1.92	2.19	12.08%	13.18%	0.00%	0.00	32.38
Honey Bun (1982) Limited	HONBUN	Q3/30-Jun-19	3.10 - 7.33	3.26	6.91	-0.72%	26.09%	77.18%	0.45	15.36	1.65	4.19	24.02%	14.85%	0.87%	0.06	15.36
Jamaican Teas Limited	JAMT	Q3/30-Jun-19	3.00 - 8.00	3.99	5.78	-2.36%	4.71%	28.44%	0.41	14.10	2.34	2.47	23.90%	15.18%	0.52%	0.03	14.10
Lasco Manufacturing Limited	LASM	Q1/30-Jun-19	2.90 - 5.52	22.54	5.51	-1.96%	26.67%	48.92%	0.27	20.17	1.44	3.83	19.27%	10.41%	1.11%	0.06	20.17
Caribbean Flavours & Fragrances Limited	CFF	Q2/30-Jun-19	12.95 - 21.00	1.71	18.99	0.00%	17.95%	-0.05%	1.18	16.09	5.14	3.69	15.84%	30.59%	0.00%	0.00	16.09
Consolidated Bakeries (Jamaica) Limited	PURITY	Q2/30-Jun-19	1.60 - 2.50	0.43	1.92	1.59%	-10.28%	12.94%	0.09	21.33	3.31	0.58	3.74%	1.80%	0.00%	0.00	21.33
<b>Sector Average</b>						<b>-1.95%</b>	<b>1.98%</b>	<b>31.74%</b>	<b>0.36</b>	<b>23.31</b>	<b>2.29</b>	<b>3.19</b>	<b>15.52%</b>	<b>13.31%</b>	<b>0.34%</b>	<b>0.02</b>	<b>23.31</b>
<b>Insurance</b>																	
General Accident Insurance Company (Ja) Limited	GENAC	Q2/30-June-19	3.05 - 5.99	6.07	5.89	14.81%	29.45%	66.38%	0.33	17.85	2.12	2.78	12.75%	14.29%	0.00%	0.00	17.85
IronRock Insurance Company Limited	ROC	Q2/30-Jun-19	2.99 - 5.00	0.90	4.20	3.45%	1.69%	-14.29%	-0.02	-211.06	2.51	1.67	-4.27%	0.54%	0.00%	0.00	-211.06
Key Insurance Company Limited	KEY	Q2/30-Jun-19	2.85 - 5.02	1.20	3.25	0.00%	-16.67%	-18.75%	-0.73	-4.44	1.89	1.72	-46.05%	-16.40%	0.00%	0.00	-4.44
<b>Sector Average</b>						<b>6.09%</b>	<b>4.83%</b>	<b>11.12%</b>	<b>-0.14</b>	<b>17.85</b>	<b>2.17</b>	<b>2.06</b>	<b>-12.52%</b>	<b>-0.52%</b>	<b>0.00%</b>	<b>0.00</b>	<b>-65.88</b>
<b>Other</b>																	
SSL Venture Capital Jamaica Limited	SSLVC	Q2/30-June-19	1.30 - 2.50	0.64	1.61	0.00%	0.00%	-17.44%	-5.58	-0.29	-0.21	-7.54	-33.43%	130.31%	0.00%	0.00	-0.29
Express Catering Limited	ECL	YE/31-May-19	5.75 - 9.01	10.66	6.51	0.15%	-2.54%	-18.63%	0.07	91.87	0.26	24.97	116.10%	70.21%	0.01%	0.00	91.87
Cargo Handlers Limited	CHL	Q3/30-Jun-19	9.00 - 15.50	4.58	11.00	0.00%	10.00%	-26.67%	0.38	28.95	1.16	9.52	30.19%	39.51%	1.09%	0.12	28.95
iCreate Limited	ICREATE	Q1/31-Mar-19	0.60 - 1.30	0.17	0.86	6.17%	24.64%	-16.50%	-19.94	-0.04	0.20	4.32	-44.80%	264.25%	0.00%	0.00	-0.04
Kingston Live Entertainment Limited	KLE	Q2/30-Jun-19	1.70 - 4.00	0.20	2.01	0.00%	16.18%	-36.19%	-0.32	-6.20	1.15	1.75	-1.52%	-10.26%	0.00%	0.00	-6.20
Main Events Entertainment Group Limited	MEEG	Q2/30-Apr-19	4.90 - 8.00	2.08	6.92	1.62%	1.02%	-0.72%	0.36	19.22	2.05	3.37	32.27%	19.17%	0.00%	0.00	19.22
Knutsford Express Services Limited	KEX	YE/31-May-19	10.00 - 13.30	5.59	11.18	0.27%	0.63%	-14.00%	0.38	29.42	1.56	7.17	24.17%	25.26%	0.00%	0.00	29.42
Sweet River Abattoir and Supplies Company Limited	SRA	YE/31-Mar-19	2.56 - 3.86	0.22	2.75	0.00%	0.00%	-21.43%	-0.28	-9.82	0.26	10.57	-131.85%	-22.92%	0.00%	0.00	-9.82
Stationery and Office Supplies Limited	SOS	Q2/30-Jun-19	6.50 - 17.00	3.26	13.05	-7.90%	6.44%	56.29%	0.56	23.30	2.29	5.69	34.32%	18.71%	0.38%	0.05	23.30
tTech Limited	TTECH	Q2/30-Jun-19	4.50 - 8.00	0.75	7.10	-2.87%	20.34%	54.68%	0.37	19.19	1.97	3.61	16.33%	14.60%	0.00%	0.00	19.19
Fosrich Company Limited	FOSRICH	Q2/30-Jun-19	2.75 - 6.50	2.85	5.67	-2.41%	18.62%	46.13%	0.25	22.68	1.50	3.77	17.03%	13.92%	0.00%	0.00	22.68
Gwest Corporation Limited	GWEST	Q1/30-Jun-19	0.70 - 2.28	0.68	1.40	-2.10%	-9.09%	-1.41%	-0.09	-15.56	1.23	1.14	-9.36%	3.77%	0.00%	0.00	-15.56
Elite Diagnostic Limited	ELITE	YE/30-Jun-19	2.71 - 7.46	2.29	6.49	-10.97%	16.31%	122.26%	0.13	49.92	1.26	5.13	10.62%	10.61%	0.00%	0.00	49.92
Indies Pharma Jamaica Limited	INDIES	Q2/30-Apr-19	1.95 - 4.10	4.77	3.58	-0.56%	14.01%	12.58%	0.12	31.13	0.49	7.38	24.16%	31.10%	0.00%	0.00	31.13
The Limners and Bards Limited	LAB	Q2/30-Jun-19	1.30 - 4.51	2.99	3.16	-3.07%	1.94%	216.00%	0.08	39.50	0.15	21.35	86.95%	67.98%	0.00%	0.00	39.50
<b>Sector Average</b>						<b>-1.44%</b>	<b>7.90%</b>	<b>23.66%</b>	<b>-1.57</b>	<b>21.55</b>	<b>1.02</b>	<b>6.81</b>	<b>11.41%</b>	<b>45.08%</b>	<b>0.10%</b>	<b>0.01</b>	<b>21.55</b>
<b>Retail Trade</b>																	
Lasco Distributors Limited	LASD	Q1/30-Jun-19	3.00 - 4.20	11.71	3.34	2.77%	2.77%	-14.14%	0.11	31.78	1.53	2.19	13.78%	20.57%	1.29%	0.04	31.78
Paramount Trading Limited	PTL	YE/31-May-19	1.70 - 3.00	2.61	1.69	0.00%	-29.58%	-41.72%	0.04	42.25	0.48	3.52	8.46%	7.92%	0.00%	0.00	42.25
Derrimon Trading Company Limited	DTL	Q2/30-Jun-19	1.85 - 4.00	7.65	2.80	2.94%	8.11%	10.67%	-0.31	-9.18	0.51	5.52	28.82%	30.01%	0.00%	0.00	-9.18
Caribbean Producers Jamaica Limited	CPJ	Q3/31-Mar-19	4.11 - 7.15	5.10	4.64	0.87%	-3.33%	-4.72%	-0.08	-59.00	2.61	1.78	-5.88%	10.16%	0.00%	0.00	-59.00
Medical Disposables and Supplies Limited	MDS	Q1/30-Jun-19	5.10 - 10.00	1.95	7.40	0.54%	-2.63%	-1.07%	0.42	17.62	2.95	2.51	8.89%	15.75%	0.00%	0.00	17.62
CAC 2000 Limited	CAC	Q2/30-Apr-19	8.00 - 20.00	1.94	15.00	0.00%	-5.66%	-11.35%	0.20	75.00	3.80	3.95	1.34%	17.67%	0.23%	0.04	75.00
Jetcon Corporation Limited	JETCON	Q2/30-Jun-19	1.60 - 4.55	1.45	2.49	23.27%	53.70%	-18.09%	0.06	41.29	0.91	2.75	9.94%	21.23%	1.20%	0.03	41.29
Everything Fresh Limited	EFRESH	Q2/30-Jun-19	1.00 - 2.50	1.10	1.41	-2.76%	5.22%	-9.03%	-0.02	-86.50	0.80	1.76	0.28%	6.72%	0.00%	0.00	-86.50
Fontana Limited	FTNA	Q3/31-Mar-19	3.00 - 9.00	10.27	8.22	1.48%	-3.86%	337.23%	0.23	35.74	0.93	8.82	27.54%	26.29%	0.00%	0.00	35.74
<b>Sector Average</b>						<b>3.23%</b>	<b>2.75%</b>	<b>27.53%</b>	<b>0.07</b>	<b>9.89</b>	<b>1.61</b>	<b>3.64</b>	<b>10.35%</b>	<b>17.37%</b>	<b>0.30%</b>	<b>0.01</b>	<b>9.89</b>
<b>Tourism</b>																	
Dolphin Cove Limited	DCOVE	Q2/30-June-19	10.20 - 17.05	4.72	12.04	0.33%	-0.08%	-27.03%	1.21	9.98	9.80	1.23	12.38%	8.84%	3.32%	0.40	9.98
<b>Sector Average</b>						<b>0.33%</b>	<b>-0.08%</b>	<b>-27.03%</b>	<b>1.21</b>	<b>9.98</b>	<b>9.80</b>	<b>1.23</b>	<b>12.38%</b>	<b>8.84%</b>	<b>3.32%</b>	<b>0.40</b>	<b>9.98</b>
<b>Market Average</b>						<b>0.39%</b>	<b>4.91%</b>	<b>10.76%</b>	<b>0.15</b>	<b>17.96</b>	<b>3.56</b>	<b>3.77</b>	<b>10.00%</b>	<b>17.04%</b>	<b>0.78%</b>	<b>0.12</b>	<b>4.00</b>

Company	Ticker	Most Recent Financial Quarter	52 Week Range (\$)	Market Cap (J\$Billion)	Last Sale Price (\$)	Performance (%)			EPS	P/E	BVPS	P/BV	ROE (%)		Dividend Yield	EPS	P/E
						1 Day	MTD	YTD	(\$)	Ratio (X)	(\$)	Ratio (X)	YTD	Y/E	(%)	(\$)	Ratio (X)
<b>Finance</b>									(US\$)		(US\$)						(US\$)
Proven Investments Limited	PROVEN	Q1/30-Jun-19	0.18 - 0.27	0.16	0.26	0.00%	4.00%	33.06%	0.01	21.40	0.15	1.73	14.80%	11.50%	1.88%	0.00	21.40
Syngus Credit Investments Limited	SCIUSD	Q3/31-Mar-19	0.08 - 0.13	0.02	0.14	-0.37%	24.26%	22.91%	0.01	16.69	0.23	0.60	6.93%	3.89%	1.28%	0.00	16.69
<b>Sector Average</b>						<b>0.00%</b>	<b>4.00%</b>	<b>33.06%</b>	<b>0.01</b>	<b>21.40</b>	<b>0.15</b>	<b>1.73</b>	<b>14.80%</b>	<b>11.50%</b>	<b>1.88%</b>	<b>0.00</b>	<b>21.40</b>
<b>Tourism</b>																	
Margaritaville (Turks) Limited	MTL	YE/31-May-19	0.18 - 0.25	0.02	0.25	0.00%	0.00%	25.00%	0.00	2272.73	0.07	3.73	32.21%	22.28%	0.00%	0.00	2272.73
<b>Sector Average</b>						<b>0.00%</b>	<b>0.00%</b>	<b>25.00%</b>	<b>0.00</b>	<b>2272.73</b>	<b>0.07</b>	<b>3.73</b>	<b>32.21%</b>	<b>22.28%</b>	<b>0.00%</b>	<b>0.00</b>	<b>2272.73</b>
<b>Other</b>																	
Productive Business Solution Limited	PBS	Q2/30-Jun-19	0.53 - 0.60	0.07	0.60	0.00%	0.00%	3.18%	-0.01	-80.00	0.29	2.10	1.00%	0.35%	0.00%	0.00	-80.00
MPC Caribbean Clean Energy Limited	MPCCELUS	Q2/30-Jun-19	0.00 - 0.00	0.01	1.00	0.00%	0.00%	0.00%	0.01	178.57	0.97	1.03	2.36%	192.02%	0.00%	0.00	178.57
<b>Sector Average</b>						<b>0.00%</b>	<b>0.00%</b>	<b>3.18%</b>	<b>-0.01</b>	<b>-80.00</b>	<b>0.29</b>	<b>2.10</b>	<b>1.00%</b>	<b>0.35%</b>	<b>0.00%</b>	<b>0.00</b>	<b>-80.00</b>
<b>Market Average</b>						<b>0.00%</b>	<b>1.33%</b>	<b>20.41%</b>	<b>0.00</b>	<b>738.04</b>	<b>0.17</b>	<b>2.52</b>	<b>16.00%</b>	<b>11.38%</b>	<b>0.63%</b>	<b>0.00</b>	<b>738.04</b>