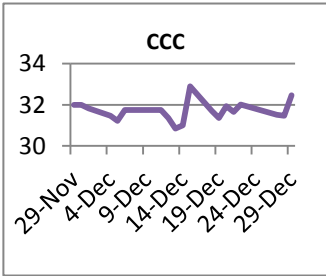

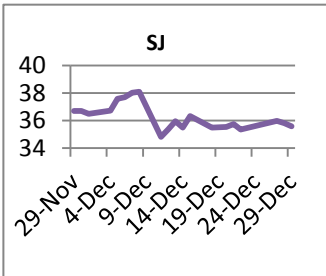

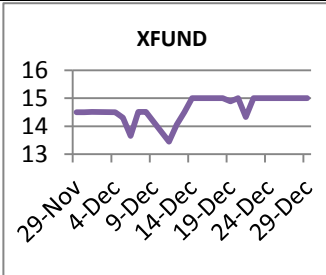

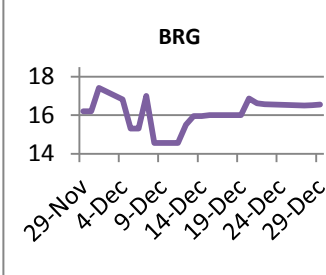

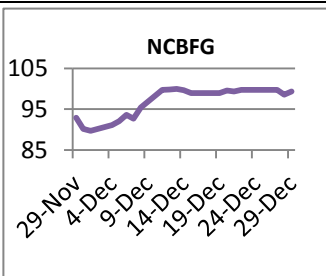



WEEKLY STOCK PICKS

Disclaimer: The following stock picks are for information purposes only. The information stated herein may reflect the opinion and views of VM Wealth Management in relation to market conditions and does not constitute any representation or warranties in relation to investment returns and the credibility of the sources of information relied upon in the preparation of this report, without further research and verification. Before making any investment decision, please consult a VM Wealth Management Advisor.

STOCK	STOCK DATA	4-WEEK PRICE MOVEMENT (\$)	RECOMMENDATION & RATIONALE
CCC Caribbean Cement Co Ltd	CLOSE PRICE: J\$32.46		RECOMMENDATION: BUY  RATIONALE: CCC earned Profits of \$747.88M in the 3 rd quarter ended September 30, 2017, up \$828.99M over the Loss of \$81.12M in the similar quarter last year. This was due mainly to a \$504M or 14% surge in Sales, which was tempered somewhat by a \$228M or 43% jump in Fuel Cost. We maintain a favourable outlook given the improving economic back drop.
	2017 CHANGE: -6.72%		
	P/E RATIO: 12.88x		
	P/B RATIO: 6.08x		
SJ Sagicor Group Jamaica Ltd	CLOSE PRICE: J\$35.58		RECOMMENDATION: BUY  RATIONALE: For its 3 rd quarter ended September 30, 2017, SJ made Profits of \$3.43B, up \$340M or 11% and saw an impressive \$6.86B or 42% jump in Revenue over the same period last year. We maintain a favourable outlook on SJ given the strength of its core operations and associated company Sagicor XFUND.
	2017 CHANGE: 22.52%		
	P/E RATIO: 14.29x		
	P/B RATIO: 2.15x		
XFUND Sagicor Real Estate X Fund Ltd	CLOSE PRICE: J\$15.00		RECOMMENDATION: BUY  RATIONALE: XFUND has strong fundamentals with diversified real estate holdings. We expect strong gains in the Sagicor real estate investments to help boost near-term earnings. Long-term earnings could also be lifted by improved performance from the hotel holdings, led by the Jewels brand.
	2017 CHANGE: 22.45%		
	P/E RATIO: 14.29x		
	P/B RATIO: 1.53x		
BRG Berger Paints Ltd	CLOSE PRICE: J\$16.55		RECOMMENDATION: BUY  RATIONALE: BRG recorded accelerated Revenue and Profit growth in the 2 nd quarter ended September 30, 2017. Revenue was up 21.23% to \$620.98M and Profits were up 21.86% to \$53.92M. BRG could continue to do well due to lower mortgage rates stimulating the sector for home improvements & purchases.
	2017 CHANGE: 195.54%		
	P/E RATIO: 10.89x		
	P/B RATIO: 3.75x		
NCBFG NCB Financial Group Ltd	CLOSE PRICE: J\$99.38		RECOMMENDATION: BUY  RATIONALE: NCBFG recently disclosed an offer to acquire up to 62% of GHJ shares. This would increase its stake in GHJ from its current 29.99%. This potential acquisition and the recent 50.01% stake in Clarien Bank by NCBFG is likely to yield strong growth in the 2017/2018 financial year following the record \$19B Profit recorded in the 2016/2017 financial year.
	2017 CHANGE: 99.76%		
	P/E RATIO: 12.79x		
	P/B RATIO: 2.11x		

	Ticker	52 Week Range (\$)	Last Week's Close Price	P/E Ratio	Book Value/Share (X)	Dividend Yield for Yr 2017	Net Profit Margin	Dividend Yield for Yr 2016	YTD ROE	Recommendation
MAIN INDEX										
138 Student Living Ja Ltd	138SL	4.45 - 6.08	6.08	46.77	6.65	0.00%	9.01%	0.00%	-1.88%	HOLD
1834 Investments Ltd	1834	1.15 - 2.27	1.25	13.54	1.45	0.00%	70.40%	0.00%	0.00%	HOLD
Barita Investments Ltd	BIL	5.55 - 12.00	7.47	16.98	7.08	0.00%	45.34%	1.83%	6.03%	HOLD
Berger Paints Ltd	BRG	5.65 - 24.00	16.55	10.89	4.42	0.00%	7.19%	8.93%	16.08%	BUY
Caribbean Cement Company Ltd	CCC	18.00 - 40.00	32.46	12.88	5.34	0.00%	15.37%	0.00%	0.00%	BUY
Carreras Ltd	CAR	6.00 - 14.00	11.40	14.59	4.23	0.00%	27.59%	89.59%	164.83%	SELL
GraceKennedy Ltd	GK	38.05 - 46.50	43.84	10.85	42.58	0.00%	4.78%	2.80%	10.01%	HOLD
Jamaica Broilers Group Ltd	JBG	14.00 - 20.00	17.83	10.52	12.39	0.00%	2.86%	2.37%	8.99%	HOLD
Jamaica Money Market Brokers Group Ltd	JMMBGL	14.00 - 30.70	22.39	12.30	17.37	0.00%	20.54%	3.01%	12.31%	BUY
Jamaica Producers Ltd	JP	9.40 - 22.00	16.70	17.75	9.89	0.00%	3.75%	1.30%	7.93%	SELL
Jamaica Stock Exchange Ltd	JSE	5.30 - 13.50	7.00	30.05	1.27	0.00%	21.30%	0.00%	23.95%	HOLD
Kingston Properties Ltd	KPRET	4.03 - 16.00	7.70	-23.14	10.73	0.00%	15.41%	0.00%	1.92%	HOLD
Kingston Wharves Ltd	KW	20.00 - 34.00	32.50	28.89	13.61	0.65%	26.40%	1.85%	8.38%	SELL
Cable & Wireless Jamaica Ltd	CWJ	0.75 - 1.80	1.20	-14.29	-3.44	0.00%	-3.43%	0.00%	0.00%	HOLD
Mayberry Investments Ltd	MIL	4.00 - 6.39	5.91	-77.76	6.54	0.00%	10.53%	4.28%	1.26%	SELL
NCB Financial Group Ltd	NCBFG	58.50 - 110.00	99.38	12.79	47.02	0.00%	32.13%	0.00%	16.47%	BUY
Palace Amusement Co (1921) Ltd	PAL	200.00 - 560.00	560.00	18.24	252.25	0.00%	4.26%	0.51%	13.35%	SELL
PanJam Investment Ltd	PJAM	25.05 - 45.00	45.00	12.06	26.91	0.00%	186.84%	3.71%	14.59%	BUY
Portland JSX Ltd	PJX	7.50 - 11.21	10.00	-14.75	9.91	0.00%	-107.77%	0.00%	-5.98%	BUY
Pulse Investments Ltd	PULS	0.58 - 16.20	1.80	7.50	1.09	0.00%	86.97%	13.48%	15.40%	SELL
Radio Jamaica Ltd	RJR	1.00 - 2.00	1.05	-95.45	1.05	0.00%	-2.76%	1.54%	-2.62%	BUY
Sagicor Group Jamaica Ltd	SJ	27.75 - 42.00	35.58	10.62	16.53	0.00%	16.97%	4.41%	9.90%	BUY
Sagicor Real Estate X Fund Ltd	XFUND	9.50 - 15.80	15.00	14.29	9.81	0.00%	24.26%	1.14%	15.39%	BUY
Salada Foods Ltd	SALF	6.50 - 12.00	11.25	16.69	7.72	0.00%	7.99%	5.88%	8.82%	SELL
Scotia Group Jamaica Ltd	SGJ	34.50 - 60.00	52.66	13.47	32.92	0.91%	31.42%	5.04%	13.22%	SELL
Seprod Ltd	SEP	25.00 - 45.10	30.00	20.98	18.34	0.00%	5.97%	3.21%	10.36%	SELL
Sterling Investments Ltd	SIL	11.90 - 18.20	13.00	15.35	15.95	0.00%	31.42%		0.00%	HOLD
Supreme Ventures Ltd	SVL	5.01 - 13.00	11.53	18.36	1.55	0.00%	3.22%	7.43%	49.05%	SELL
Victoria Mutual Investments Limited	VMIL	3.20 - 4.20	3.24	10.80	0.00	0.00%	0.00%	0.00%	0.00%	N/A
Wisynco Group Ltd	WISYNCO	9.06 - 13.81	12.24	20.51	1.91	0.00%	37.50%	0.00%	31.29%	SELL
JUNIOR INDEX										
Access Financial Services Ltd	AFS	25.00 - 52.00	36.43	14.81	6.97	0.00%	43.37%	3.95%	50.85%	SELL
AMG Packaging & Paper Company Ltd	AMG	2.70 - 24.40	3.00	25.00	0.95	0.00%	5.55%	8.57%	8.50%	SELL
Blue Power Group Ltd	BPOW	25.50 - 57.60	42.18	21.97	12.68	0.00%	7.36%	0.66%	32.24%	SELL
C2W Ltd	C2W	0.25 - 0.55	0.51	#N/A	0.00	0.00%	-262.63%	0.00%	-75.42%	SELL
CAC 2000 Ltd	CAC	5.25 - 8.50	6.50	108.33	2.90	0.00%	3.27%	0.00%	35.67%	BUY
Cargo Handlers Ltd	CHL	9.50 - 30.00	10.00	27.03	0.84	0.00%	44.01%	1.32%	40.30%	SELL
Caribbean Cream Ltd	KREMI	4.80 - 8.59	4.81	14.58	1.75	0.00%	10.47%	0.83%	29.73%	HOLD
Caribbean Flavours & Fragrances Ltd	CFF	8.50 - 15.15	11.00	12.22	3.88	0.00%	18.08%	2.08%	21.21%	BUY
Caribbean Producers Jamaica Ltd	CPJ	3.00 - 4.99	4.48	131.76	2.52	0.00%	0.02%	0.00%	0.11%	HOLD
Consolidated Bakeries (Ja) Ltd	PURITY	1.40 - 4.50	1.80	-60.00	2.36	0.00%	-3.55%	0.00%	-5.67%	BUY
Derrimon Trading Co. Ltd	DTL	5.41 - 9.50	7.91	16.48	2.48	0.00%	2.22%	0.00%	21.40%	BUY
Dolphin Cove Ltd	DCOVE	13.20 - 22.50	16.00	7.86	9.23	0.00%	31.63%	5.33%	21.06%	BUY
Eppley Ltd	EPLY	10.00 - 13.00	12.00	22.64	3.63	0.00%	22.39%	0.05%	9.77%	SELL
Express Catering Ltd	ECL	1.74 - 5.60	4.20	27.05	0.43	0.00%	16.03%	0.00%	75.45%	BUY
Fosrich Company Ltd	FOSRICH	2.00 - 3.70	3.27	48.81	0.84	0.00%	0.00%	1.32%	40.30%	SELL
General Accident Insurance Company Ltd	GENAC	1.48 - 4.50	2.80	23.33	1.84	0.00%	1.24%	6.49%	5.31%	BUY
Gwest Corporation Ltd	GWEST	2.50 - 4.00	3.44	4.74	0.65	0.00%	0.25%	0.00%	74.71%	SELL
Honey Bun (1982) Ltd	HONBUN	3.00 - 8.80	4.02	21.16	1.16	0.00%	7.47%	0.68%	17.11%	BUY
IronRock	ROC	2.80 - 4.10	2.85	-8.64	1.63	0.00%	16.03%	0.00%	-14.83%	HOLD
ISP Finance Services Limited	ISP	8.50 - 35.00	12.06	26.62	2.52	0.00%	43.37%	0.71%	16.42%	SELL
Jamaican Teas Ltd	JAMT	2.06 - 5.60	3.95	13.67	3.14	0.00%	12.13%	0.00%	17.59%	HOLD
Jetcon Corporation	JETCON	2.00 - 8.67	4.81	17.80	1.92	0.00%	14.51%	0.00%	66.52%	BUY
Key Insurance Company Limited	KEY	2.80 - 4.75	3.38	-29.65	2.78	0.00%	1.24%	0.71%	-0.44%	SELL
Knutsford Express Services Ltd	KEX	4.50 - 41.00	15.00	38.66	1.08	0.00%	21.99%	1.70%	41.97%	BUY
K.L.E Group Ltd	KLE	1.80 - 3.65	2.50	5.00	1.31	0.00%	56.91%	0.00%	140.31%	SELL
Lasco Distributors Ltd	LASD	3.77 - 8.49	3.86	20.32	1.26	0.00%	4.89%	0.63%	24.37%	BUY
Lasco Financial Ltd	LASF	3.12 - 6.60	5.29	25.65	1.01	0.00%	31.30%	1.25%	27.49%	SELL
Lasco Manufacturing Ltd	LASM	3.30 - 6.25	3.78	33.45	1.14	0.00%	16.98%	0.71%	15.87%	HOLD
Main Event Entertainment Group Ltd	MEEG	2.61 - 8.00	5.28	22.96	1.40	0.00%	11.48%	2.08%	45.21%	SELL
Medical Disposables and Supplies Ltd	MDS	4.25 - 8.05	4.95	14.14	2.19	0.00%	3.27%	1.19%	11.66%	BUY
Paramount Trading Ltd	PTL	2.50 - 4.20	3.07	39.47	0.46	0.00%	10.25%	0.00%	0.11%	BUY
Stationery and Office Supplies Ltd	SOS	3.50 - 6.00	4.93	15.05	1.14	0.00%	9.65%	0.00%	31.62%	HOLD
Sweet River Abattoir and Supplies Ltd	SRA	2.98 - 3.86	3.85	192.50	2.00	0.00%	0.25%	0.00%	0.35%	HOLD
tTech Ltd	TTECH	5.18 - 10.00	6.89	22.23	1.68	0.00%	11.04%		14.10%	SELL
US INDEX										
Margaritaville (Turks) Ltd	MTL	0.19 - 0.40	0.20	25.01	0.06	0.00%	3.52%	5.41%	23.99%	HOLD
Proven Investments Ltd	PROVEN	0.03 - 0.26	0.21	47.73	0.10	0.00%	15.14%	0.68%	5.67%	BUY
Productive Business Solutions Ltd	PBS	0.55 - 0.72	0.57	-18.06	0.32	0.00%	3.52%	27.78%	9.67%	BUY

Company	Ticker	Most Recent Financial Quarter	52 Week Range (\$)	Market Cap (J\$Billion)	Last Sale Price (\$)	Performance			EPS (\$)	P/E Ratio (X)	BVPS (\$)	P/BV Ratio (X)	ROE (%)		Dividend Yield 2017
						1 Day	MTD	YTD					YTD	Y/E	
JSE Main Market															
Finance															
Barita Investments	BIL	YE/30-Sept-17	5.55 - 12.00	3.33	7.47	-5.92%	-6.27%	24.50%	0.44	16.98	7.08	1.06	6.03%	11.50%	0.00%
Maybery Investments	MIL	Q3/30-Sept-17	4.00 - 6.39	7.10	5.91	-1.50%	15.88%	9.85%	-0.08	-77.76	6.54	0.90	1.26%	3.30%	0.00%
Jamaica Money Market Brokers	JMMBGL	Q2/30-Sept-17	14.00 - 30.70	36.51	22.39	-2.74%	-16.80%	56.90%	1.82	12.30	17.37	1.29	12.31%	14.01%	0.00%
Jamaica Stock Exchange Ltd	JSE	Q3/30-Sept-17	5.30 - 13.50	4.91	7.00	-0.14%	4.32%	27.27%	0.23	30.05	1.27	5.51	23.95%	32.67%	0.00%
Scotia Group Jamaica	SGJ	YE/31-Oct-17	34.50 - 60.00	163.86	52.66	0.06%	2.59%	47.47%	3.91	13.47	32.92	1.60	13.22%	15.34%	0.91%
Sagicor Group Jamaica Limited	SJ	Q3/30-Sept-17	27.75 - 42.00	138.96	35.58	-0.67%	-3.03%	22.52%	3.35	10.62	16.53	2.15	9.90%	11.54%	0.00%
NCB Financial Group Ltd	NCBFG	YE/30-Sept-17	58.50 - 110.00	245.15	99.38	0.82%	10.25%	98.76%	7.77	12.79	47.02	2.11	16.47%	18.70%	0.00%
Sterling Investments Limited	SIL	Q3/30-Sept-17	11.90 - 18.20	0.73	13.00	8.33%	8.33%	-17.20%	0.85	15.35	15.95	0.82	0.00%	0.00%	0.00%
Victoria Mutual Investments Limited	VMIL	Q3/30-Sept-17	3.20 - 4.20	4.86	3.24	32.24%	32.24%	32.24%	0.30	10.80	1.69	1.92	10.36%	11.42%	0.00%
Sector Average						-0.22%	1.91%	33.76%	2.29	15.29	18.08	1.93	10.39%	13.38%	0.11%
Manufacturing															
Seprod	SEP	Q3/30-Sept-17	25.00 - 45.10	15.49	30.00	0.00%	0.00%	1.45%	1.43	20.98	18.34	1.64	10.36%	11.42%	0.00%
Caribbean Cement Company	CCC	Q3/30-Sept-17	18.00 - 40.00	27.63	32.46	3.15%	1.44%	-6.72%	2.52	12.88	5.34	6.08	69.74%	64.75%	0.00%
Salada Foods Jamaica	SALF	YE/30-Sept-17	6.50 - 12.00	1.17	11.25	-1.83%	27.70%	32.35%	0.67	16.69	7.72	1.46	8.82%	9.18%	0.00%
Kingston Wharves	KW	Q3/30-Sept-17	20.00 - 34.00	46.48	32.50	0.00%	-0.06%	62.42%	1.13	28.89	13.61	2.39	8.38%	7.03%	0.65%
Berger Paints	BRG	Q2/30-Sept-17	5.65 - 24.00	3.55	16.55	0.24%	2.16%	195.54%	1.52	10.89	4.42	3.75	16.08%	38.34%	0.00%
Jamaica Broilers Group	JBG	Q2/28-Oct-17	14.00 - 20.00	21.38	17.83	1.77%	-0.06%	20.88%	1.70	10.52	12.39	1.44	8.99%	7.68%	0.00%
Wisynco Group Limited	WISYNCO	YE/30-June-17	9.06 - 13.81	45.90	12.24	23.64%	55.53%	55.53%	0.60	20.51	1.91	6.42	31.29%	33.72%	0.00%
Sector Average						0.55%	5.20%	50.99%	1.49	16.81	10.30	2.79	20.40%	23.07%	0.11%
Communications															
CWJ	CWJ	Q3/30-Sept-17	0.75 - 1.80	10.55	1.20	9.09%	22.45%	66.67%	-0.08	-14.29	-3.44	-0.35	-3.11%	-34.87%	0.00%
Radio Jamaica	RJR	Q2/30-Sept-17	1.00 - 2.00	2.54	1.05	0.00%	-2.78%	-19.23%	-0.01	-95.45	1.05	1.00	-2.62%	5.78%	0.00%
Sector Average						4.55%	9.84%	23.72%	-0.05	-95.45	1.05	1.00	-2.86%	-14.54%	0.00%
Retail Trade & Conglomerates															
Carreras Group	CAR	Q2/30-Sept-17	6.00 - 14.00	5.53	11.40	0.18%	3.64%	70.79%	0.78	14.59	4.23	2.70	164.83%	209.21%	0.00%
GraceKennedy	GK	Q3/30-Sept-17	38.05 - 46.50	43.62	43.84	1.95%	1.79%	8.81%	4.04	10.85	42.58	1.03	10.01%	11.14%	0.00%
Jamaica Producers Group	JP	Q3/30-Sept-17	9.40 - 22.00	18.74	16.70	0.30%	10.60%	80.93%	0.94	17.75	9.89	1.69	7.93%	46.42%	0.00%
PanJam Investment	PJAM	Q3/30-Sept-17	25.05 - 45.00	47.98	45.00	0.04%	8.12%	58.90%	3.73	12.06	26.91	1.67	14.59%	18.35%	0.00%
Sector Average						0.62%	6.04%	54.86%	2.37	13.81	20.90	1.77	49.34%	71.28%	0.00%
Tourism & Other Services															
138 Student Living	138SL	YE/30-Sept-17	4.45 - 6.08	2.52	6.08	0.00%	1.00%	26.67%	0.13	46.77	6.65	0.91	-1.88%	-0.92%	0.00%
1834 Investments Limited	1834	Q2/30-Sept-17	1.15 - 2.27	1.51	1.25	0.00%	3.31%	4.17%	0.09	13.54	1.45	0.86	13.67%	13.43%	0.00%
Ciboney Group	CBNY	Q2/30-Nov-15	0.15 - 0.50	0.22	0.41	0.00%	-12.77%	127.78%	-1.12	-0.37	-0.07	-5.84	-18.51%	9.57%	0.00%
Kingston Properties	KPREIT	Q3/30-Sept-17	4.03 - 16.00	1.24	7.70	0.00%	-3.87%	-23.00%	-0.33	-23.14	10.73	0.72	1.92%	8.20%	0.00%
Pulse Investments	PULS	Q1/30-Sept-17	0.58 - 16.20	2.94	1.80	0.00%	1.12%	203.37%	0.24	7.50	1.09	1.65	15.40%	14.69%	0.00%
Palace Amusement Company	PAL	Q1/30-Sept-17	200.00 - 560.00	0.80	560.00	0.00%	1.82%	187.18%	30.71	18.24	252.25	2.22	13.35%	10.39%	0.00%
Portland JSX Limited	PJX	Q2/31-August-17	7.50 - 11.21	3.10	10.00	0.00%	17.23%	-8.42%	-0.68	-14.75	9.91	1.01	-5.98%	-6.69%	0.00%
Sagicor Real Estate X Fund	XFUND	Q3/30-Sept-17	9.50 - 15.80	33.65	15.00	0.00%	3.45%	22.45%	1.05	14.29	9.81	1.53	15.39%	9.50%	0.00%
Supreme Ventures	SVL	Q3/30-Sept-17	5.01 - 13.00	30.41	11.53	4.25%	2.04%	119.62%	0.63	18.36	1.55	7.43	49.05%	37.94%	0.00%
Sector Average						0.47%	1.48%	73.31%	3.41	19.78	32.60	2.21	9.15%	10.68%	0.00%
Market Average						1.19%	4.89%	47.33%	1.90	16.71	16.59	1.94	17.28%	20.77%	0.04%

Company	Ticker	Most Recent Financial Quarter	52 Week Range (\$)	Market Cap (J\$Billion)	Last Sale Price (\$)	Performance			EPS (\$)	P/E Ratio (X)	BVPS (\$)	P/BV Ratio (X)	ROE (%)		Dividend Yield 2017
						1 Day	MTD	YTD					YTD	Y/E	
JSE Junior Market															
Finance															
Lasco Financial Services Ltd.	LASF	Q2/30-Sept-17	3.12 - 6.60	6.64	5.29	12.08%	4.75%	65.83%	0.21	25.65	1.01	5.22	27.49%	17.46%	0.00%
Access Financial Services Ltd.	AFS	Q2/30-Sept-17	25.00 - 52.00	10.00	36.43	0.00%	7.15%	65.59%	2.46	14.81	6.97	5.23	50.85%	61.31%	0.00%
Epley Ltd.	EPLY	Q3/30-Sept-17	10.00 - 13.00	2.31	12.00	0.00%	14.29%	144.90%	0.53	22.64	3.63	3.31	9.77%	20.18%	0.00%
ISP Finance Services Limited	ISP	Q3/30-Sept-17	8.50 - 35.00	1.27	12.06	0.00%	-19.60%	41.88%	0.45	26.62	2.52	4.79	16.42%	34.80%	0.00%
Sector Average						4.03%	8.73%	92.11%	0.91	22.43	3.53	4.64	29.37%	32.98%	0.00%
Manufacturing															
Blue Power Group Ltd.	BPOW	Q2/31-Oct-17	25.50 - 57.60	2.38	42.18	0.00%	14.00%	45.45%	1.92	21.97	12.68	3.33	32.24%	19.75%	0.00%
AMG Packaging & Paper Co. Ltd.	AMG	YE/31-Aug-17	2.70 - 24.40	1.54	3.00	0.00%	0.33%	-38.80%	0.12	25.00	0.95	3.17	8.50%	9.17%	0.00%
Caribbean Cream Ltd.	KREMI	Q2/31-August-17	4.80 - 8.59	1.82	4.81	-19.83%	-12.39%	-33.56%	0.33	14.58	1.75	2.75	29.73%	41.58%	0.00%
Honey Bun (1982) Ltd.	HONBUN	YE/30-Sept-17	3.00 - 8.80	1.89	4.02	0.50%	4.42%	-31.28%	0.19	21.16	1.16	3.47	17.11%	1.84%	0.00%
Jamaican Teas Ltd.	JAMT	YE/30-Sept-17	2.06 - 5.60	1.33	3.95	6.76%	2.07%	-13.38%	0.29	13.67	3.14	1.26	17.59%	19.23%	0.00%
Lasco Manufacturing Ltd.	LASM	Q2/30-Sept-17	3.30 - 6.25	15.45	3.78	1.07%	1.89%	-22.86%	0.11	33.45	1.14	3.33	15.87%	16.58%	0.00%
Caribbean Flavours & Fragrances Ltd.	CFF	YE/30-Sept-17	8.50 - 15.15	0.99	11.00	0.00%	-10.57%	-8.33%	0.90	12.22	3.88	2.84	21.21%	119.46%	0.00%
Consolidated Bakeries (Ja.) Ltd.	PURITY	Q3/30-Sept-17	1.40 - 4.50	0.40	1.80	0.00%	-12.20%	-20.35%	-0.03	-60.00	2.36	0.76	-5.67%	1.91%	0.00%
Sector Average						-1.44%	-1.56%	-15.39%	0.48	20.29	3.38	2.61	17.07%	28.69%	0.00%
Insurance															
General Accident Ins. Co. Ja. Ltd.	GENAC	Q3/30-Sept-17	1.48 - 4.50	2.89	2.80	1.82%	2.94%	-6.35%	0.12	23.33	1.84	1.52	5.31%	19.91%	0.00%
IronRock Insurance Company Limited	ROC	Q3/30-Sept-17	2.80 - 4.10	0.61	2.85	0.00%	1.79%	-28.75%	-0.33	-8.64	1.63	1.75	-14.83%		0.00%
Key Insurance Company Limited	KEY	Q2/30-June-17	2.80 - 4.75	1.25	3.38	0.00%	-8.15%	30.00%	-0.11	-29.65	2.78	1.22	-0.44%	-7.57%	0.00%
Sector Average						1.82%	2.94%	-6.35%	0.12	23.33	2.08	1.50	5.31%	19.91%	0.00%
Other															
C2W	MUSIC	YE/30-Dec-15	0.25 - 0.55	0.20	0.51	0.00%	4.08%	45.71%	0.00	N/A	0.00	N/A	-75.42%	-54.77%	0.00%
Express Catering Limited	ECL	Q1/31-August-17	1.74 - 5.60	6.88	4.20	-11.02%	2.69%	133.33%	0.16	27.05	0.43	9.80	75.45%	36.51%	0.00%
Cargo Handlers Ltd.	CHL	YE/30-Sept-17	9.50 - 30.00	4.16	10.00	-7.41%	-7.83%	-46.15%	0.37	27.03	0.84	11.88	40.30%	43.35%	0.00%
Kingston Live Entertainment	KLE	Q3/30-Sept-16	1.80 - 3.65	0.25	2.50	0.00%	-1.19%	28.21%	0.50	5.00	1.31	1.91	140.31%	-131.82%	0.00%
Main Events Entertainment Group	MEEG	Q2/30-April-17	2.61 - 8.00	1.58	5.28	0.00%	-12.00%	164.00%	0.23	22.96	1.40	3.77	45.21%	26.40%	0.00%
Knutsford Express Services Limited	KEX	Q1/31-August-17	4.50 - 41.00	7.50	15.00	0.00%	6.61%	275.19%	0.39	38.66	1.08	13.91	41.97%	34.03%	0.00%
Sweet River Abattoir and Supplies Company Limited	SRA	Q2/30-Sept-17	2.98 - 3.86	0.31	3.85	0.00%	-0.26%	-0.26%	0.02	N/A	2.00	1.92	0.35%	-2.03%	0.00%
Stationery and Office Supplies Limited	SOS	Q3/30-Sept-17	3.50 - 6.00	1.23	4.93	0.61%	-2.38%	146.50%	0.33	15.05	1.14	4.34	31.62%	28.12%	0.00%
tTech Limited	TTECH	Q3/30-Sept-17	5.18 - 10.00	0.73	6.89	0.00%	-1.57%	30.00%	0.31	22.23	1.68	4.11	14.10%	26.89%	0.00%
Fosrich Company Limited	FOSRICH	Q3/30-Sept-17	2.00 - 3.70	1.64	3.27	-4.39%	63.50%	63.50%	0.07	48.81	0.79	4.12	7.61%	7.91%	0.00%
Gwest Corporation Limited	GWEST	YE/31-Mar-17	2.50 - 4.00	1.67	3.44	4.88%	37.60%	37.60%	0.73	4.74	0.65	5.28	74.71%	136.52%	0.00%
Sector Average						-3.07%	-1.27%	100.05%	0.27	23.82	1.35	5.98	34.88%	0.74%	0.00%
Retail Trade															
Lasco Distributors Ltd.	LASD	Q2/30-Sept-17	3.77 - 8.49	13.22	3.86	-3.26%	-12.67%	-45.56%	0.19	20.32	1.26	3.07	24.37%	21.51%	0.00%
Paramount Trading Ltd	PTL	Q1/31-August-17	2.50 - 4.20	4.74	3.07	-1.92%	-0.97%	1.99%	0.08	39.47	0.46	6.62	0.11%	6.69%	0.00%
Derrimon Trading Co. Ltd	DTL	Q2/30-June-17	5.41 - 9.50	2.16	7.91	0.00%	13.00%	43.30%	0.48	16.48	3.19	2.48	21.40%	15.46%	0.00%
Caribbean Producers Ltd	CPJ	Q3/31-Mar-17	3.00 - 4.99	4.93	4.48	5.66%	6.67%	34.53%	0.03	131.76	2.52	1.78	0.11%	6.69%	0.00%
Medical Disposables and Supplies Ltd	MDS	Q2/30-Sept-17	4.25 - 8.05	1.30	4.95	0.00%	0.00%	17.86%	0.35	14.14	2.26	2.19	11.66%	19.13%	0.00%
CAC 2000 Limited	CAC	Q2/30-April-17	5.25 - 8.50	0.84	6.50	0.00%	0.00%	27.70%	0.06	108.33	2.90	2.24	35.67%	41.34%	0.00%
Jetcon Corporation Limited	JETCON	Q3/30-Sept-17	2.00 - 8.67	0.94	4.81	8.58%	6.89%	60.33%	0.27	17.80	1.92	2.50	66.52%	92.77%	0.00%
Sector Average						0.10%	1.21%	10.43%	0.23	49.76	2.07	2.98	11.53%	13.89%	0.00%
Tourism															
Dolphin Cove Ltd.	DCOVE	Q3/30-Sept-17	13.20 - 22.50	6.28	16.00	0.00%	-9.91%	6.67%	2.04	7.86	9.23	1.73	21.06%	11.71%	0.00%
Sector Average						0.00%	-9.91%	6.67%	2.04	7.86	9.23	1.73	21.06%	11.71%	0.00%
Market Average						0.24%	0.02%	38.77%	0.67	22.23	3.61	3.59	19.87%	17.99%	0.00%