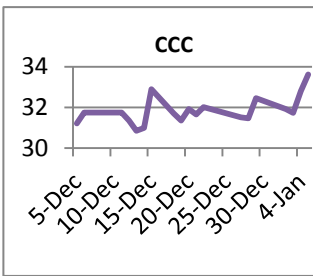

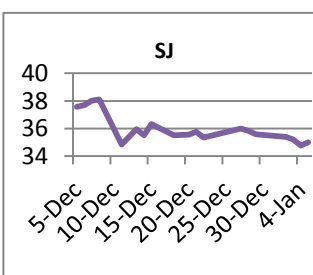

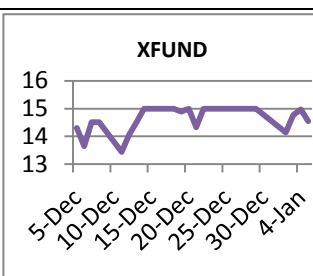

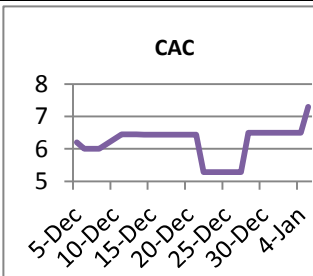

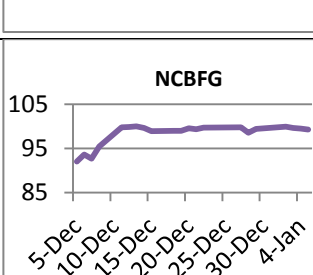



WEEKLY STOCK PICKS

Disclaimer: The following stock picks are for information purposes only. The information stated herein may reflect the opinion and views of VM Wealth Management in relation to market conditions and does not constitute any representation or warranties in relation to investment returns and the credibility of the sources of information relied upon in the preparation of this report, without further research and verification. Before making any investment decision, please consult a VM Wealth Management Advisor.

STOCK	STOCK DATA	4-WEEK PRICE MOVEMENT (\$)	RECOMMENDATION & RATIONALE
CCC Caribbean Cement Co Ltd	CLOSE PRICE: J\$33.62	 <p>CCC</p>	RECOMMENDATION: BUY  RATIONALE: CCC earned Profits of \$747.88M in the 3 rd quarter ended September 30, 2017, up \$828.99M over the Loss of \$81.12M in the similar quarter last year. This was due mainly to a \$504M or 14% surge in Sales, which was tempered somewhat by a \$228M or 43% jump in Fuel Cost. We maintain a favourable outlook given the improving economic back drop.
	2017 CHANGE: 3.57%		
	P/E RATIO: 13.34x		
	P/B RATIO: 6.29x		
SJ Sagikor Group Jamaica Ltd	CLOSE PRICE: J\$34.99	 <p>SJ</p>	RECOMMENDATION: BUY  RATIONALE: For its 3 rd quarter ended September 30, 2017, SJ made Profits of \$3.43B, up \$340M or 11% and saw an impressive \$6.86B or 42% jump in Revenue over the same period last year. We maintain a favourable outlook on SJ given the strength of its core operations and associated company Sagikor XFUND.
	2017 CHANGE: -1.66%		
	P/E RATIO: 10.44x		
	P/B RATIO: 2.12x		
XFUND Sagikor Real Estate X Fund Ltd	CLOSE PRICE: J\$14.54	 <p>XFUND</p>	RECOMMENDATION: BUY  RATIONALE: XFUND has strong fundamentals with diversified real estate holdings. We expect strong gains in the Sagikor real estate investments to help boost near-term earnings. Long-term earnings could also be lifted by improved performance from the hotel holdings, led by the Jewels brand.
	2017 CHANGE: -3.07%		
	P/E RATIO: 13.85x		
	P/B RATIO: 1.48x		
CAC CAC 2000 Ltd	CLOSE PRICE: J\$7.30	 <p>CAC</p>	RECOMMENDATION: BUY  RATIONALE: CAC 2000 (CAC) reported its results for the 2016/2017 financial year ended October 2017. Profits soared 862.14% or \$90.26M to \$100.74M. The profit growth was largely due to a one-off expense recorded in the 2015/2016 financial year due to Court damages awarded in favour of a claimant of \$104.18M. Revenue performed commendably and was up 19% or \$193.32M to \$1.21B.
	2017 CHANGE: 12.31%		
	P/E RATIO: 9.36x		
	P/B RATIO: 2.23x		
NCBFG NCB Financial Group Ltd	CLOSE PRICE: J\$99.30	 <p>NCBFG</p>	RECOMMENDATION: BUY  RATIONALE: NCBFG recently disclosed an offer to acquire up to 62% of GHJL shares. This would increase its stake in GHJL from its current 29.99%. This potential acquisition and the recent 50.01% stake in Clarien Bank by NCBFG is likely to yield strong growth in the 2017/2018 financial year following the record \$19B Profit recorded in the 2016/2017 financial year.
	2017 CHANGE: -0.08%		
	P/E RATIO: 12.78x		
	P/B RATIO: 2.11x		

Ticker	52 Week Range (\$)	Last Week's Close Price	P/E Ratio	Book Value/Share (X)	Net Profit Margin	Dividend Yield for Yr 2018	YTD ROE	Recommendation
MAIN INDEX								
138 Student Living Ja Ltd	138SL	4.45 - 6.08	6.08	46.77	6.65	9.01%	0.00%	-1.88% HOLD
1834 Investments Ltd	1834	1.15 - 2.27	1.28	13.87	1.45	70.40%	0.00%	0.00% SELL
Barita Investments Ltd	BIL	5.55 - 12.00	7.95	18.07	7.08	45.34%	0.00%	6.03% SELL
Berger Paints Ltd	BRG	5.65 - 24.00	18.00	11.84	4.42	7.19%	0.00%	16.08% HOLD
Cable & Wireless Jamaica Ltd	CWJ	0.75 - 1.80	1.39	-16.55	-3.44	-3.43%	0.00%	-3.11% HOLD
Caribbean Cement Company Ltd	CCC	18.00 - 40.00	33.62	13.34	5.34	15.37%	0.00%	69.74% BUY
Carreras Ltd	CAR	6.00 - 14.00	11.43	14.63	4.23	27.59%	0.00%	164.83% SELL
GraceKennedy Ltd	GK	38.05 - 46.50	43.49	10.76	42.58	4.78%	0.00%	10.01% HOLD
Jamaica Broilers Group Ltd	JBG	14.00 - 20.00	18.00	10.62	12.39	2.86%	0.00%	8.99% BUY
JMMB Group Ltd	JMMBGL	14.00 - 30.70	25.39	13.95	17.37	20.54%	0.00%	12.31% BUY
Jamaica Producers Ltd	JP	9.40 - 22.00	16.66	17.70	9.89	3.75%	0.00%	7.93% SELL
Jamaica Stock Exchange Ltd	JSE	5.30 - 13.50	7.00	30.05	1.27	21.30%	0.00%	23.95% HOLD
Kingston Properties Ltd	KPREIT	4.03 - 16.00	7.70	-23.14	10.73	15.41%	0.00%	1.92% HOLD
Kingston Wharves Ltd	KW	20.00 - 34.00	33.20	29.51	13.61	26.40%	0.63%	8.38% SELL
Mayberry Investments Ltd	MIL	4.00 - 6.39	6.01	-79.08	6.54	10.53%	0.00%	1.26% SELL
NCB Financial Group Ltd	NCBFG	58.50 - 110.00	99.30	12.78	47.02	32.13%	0.00%	16.47% BUY
Palace Amusement Co (1921) Ltd	PAL	200.00 - 560.00	560.00	18.24	252.25	4.26%	0.00%	13.35% SELL
PanJam Investment Ltd	PJAM	25.05 - 45.00	41.13	11.03	26.91	186.84%	0.00%	14.59% BUY
Portland JSX Ltd	PJX	7.50 - 11.21	10.02	-14.78	9.91	-107.77%	0.00%	-5.98% BUY
Pulse Investments Ltd	PULS	0.58 - 16.20	2.15	8.96	1.09	86.97%	0.00%	15.40% SELL
Radio Jamaica Ltd	RJR	1.00 - 2.00	1.05	-95.45	1.05	-2.76%	0.00%	-2.62% BUY
Sagicor Group Jamaica Ltd	SJ	27.75 - 42.00	34.99	10.44	16.53	16.97%	0.00%	9.90% BUY
Sagicor Real Estate X Fund Ltd	XFUND	9.50 - 15.80	14.54	13.85	9.81	24.26%	0.00%	15.39% BUY
Salada Foods Ltd	SALF	6.50 - 13.00	11.00	16.32	7.72	7.99%	0.00%	8.82% SELL
Scotia Group Jamaica Ltd	SGJ	34.50 - 60.00	52.89	13.53	32.92	31.42%	0.91%	13.22% SELL
Seprod Ltd	SEP	25.00 - 45.10	31.00	21.68	18.34	5.97%	0.00%	10.36% SELL
Sterling Investments Ltd	SIL	11.90 - 18.20	13.00	15.35	15.95	31.42%	0.00%	0.00% HOLD
Supreme Ventures Ltd	SVL	5.01 - 13.00	11.88	18.92	1.55	3.22%	0.00%	49.05% SELL
Victoria Mutual Investments Ltd	VMIL	3.20 - 4.50	4.14	13.80	1.69	39.12%	0.00%	10.36% N/A
Wisynco Group Ltd	WISYNCO	9.06 - 13.81	10.57	17.71	1.91	37.50%	0.00%	31.29% HOLD
JUNIOR INDEX								
Access Financial Services Ltd	AFS	25.00 - 52.00	42.00	17.07	6.97	43.37%	0.00%	50.85% SELL
AMG Packaging & Paper Company Ltd	AMG	2.70 - 24.40	2.90	24.17	0.95	5.55%	0.00%	8.50% SELL
Blue Power Group Ltd	BPOW	25.50 - 57.60	42.18	21.97	12.68	7.36%	0.00%	32.24% SELL
C2W Music Ltd	C2W	0.25 - 0.55	0.51	#N/A	0.00	-262.63%	0.00%	-75.42% SELL
CAC 2000 Ltd	CAC	5.25 - 8.50	7.30	9.36	3.28	3.27%	0.00%	27.03% BUY
Cargo Handlers Ltd	CHL	9.50 - 30.00	10.90	29.46	0.84	44.01%	0.00%	40.30% SELL
Caribbean Cream Ltd	KREMI	4.80 - 8.59	6.03	18.27	1.75	10.47%	0.00%	29.73% SELL
Caribbean Flavours & Fragrances Ltd	CFF	8.50 - 15.15	11.00	12.22	3.88	18.08%	0.00%	21.21% BUY
Caribbean Producers Jamaica Ltd	CPJ	3.00 - 4.99	4.33	127.35	2.52	0.02%	0.00%	0.11% HOLD
Consolidated Bakeries (Ja) Ltd	PURITY	1.40 - 4.50	1.90	-63.33	2.36	-3.55%	0.00%	-5.67% BUY
Derrimon Trading Company Ltd	DTL	5.41 - 9.50	7.00	14.58	2.19	2.22%	0.00%	21.40% BUY
Dolphin Cove Ltd	DCOVE	13.20 - 22.50	17.00	8.35	9.23	31.63%	0.00%	21.06% BUY
Eppley Ltd	EPLY	10.00 - 13.00	12.00	22.64	3.63	22.39%	0.00%	9.77% SELL
Express Catering Ltd	ECL	1.74 - 5.60	4.50	28.98	0.43	16.03%	0.00%	75.45% BUY
FosRich Company Ltd	FOSRICH	2.50 - 3.70	2.89	43.13	0.79	2.63%	0.00%	7.61% BUY
General Accident Insurance Company Ltd	GENAC	1.48 - 4.50	2.95	24.58	1.84	1.24%	0.00%	5.31% HOLD
GWest Corporation Ltd	GWEST	2.87 - 4.00	3.05	8.59	0.59	-70.98%	0.00%	-19.32% SELL
Honey Bun (1982) Ltd	HONBUN	3.00 - 8.80	4.15	21.84	1.16	7.47%	0.48%	17.11% BUY
IronRock Insurance Company Ltd	ROC	2.80 - 4.10	3.00	-9.09	1.63	16.03%	0.00%	-14.83% HOLD
ISP Finance Services Ltd	ISP	8.50 - 35.00	12.50	27.59	2.52	43.37%	0.00%	16.42% SELL
Jamaican Teas Ltd	JAMT	2.06 - 5.60	4.06	14.05	3.14	12.13%	0.00%	17.59% SELL
Jetcon Corporation Ltd	JETCON	2.00 - 8.67	4.65	17.21	2.18	14.51%	0.00%	66.52% BUY
Key Insurance Company Ltd	KEY	2.80 - 4.75	3.12	-27.37	2.78	1.24%	0.00%	-0.44% SELL
Knutsford Express Services Ltd	KEX	4.50 - 41.00	14.80	38.14	1.08	21.99%	0.00%	41.97% BUY
K.L.E. Group Ltd	KLE	1.80 - 3.65	2.15	4.30	1.31	56.91%	0.00%	140.31% SELL
Lasco Distributors Ltd	LASD	3.50 - 8.49	3.80	20.00	1.26	4.89%	0.00%	24.37% BUY
Lasco Financial Ltd	LASF	3.12 - 6.60	5.38	26.09	1.01	31.30%	0.00%	27.49% SELL
Lasco Manufacturing Ltd	LASM	3.30 - 6.25	3.98	35.22	1.14	16.98%	0.00%	15.87% HOLD
Main Event Entertainment Group Ltd	MEEG	2.61 - 8.00	5.80	25.22	1.40	11.48%	0.00%	45.21% SELL
Medical Disposables & Supplies Ltd	MDS	4.25 - 8.05	4.95	14.14	2.19	3.27%	0.00%	11.66% BUY
Paramount Trading Ltd	PTL	2.50 - 4.20	3.05	39.22	0.46	10.25%	0.00%	0.11% BUY
Stationery and Office Supplies Ltd	SOS	3.50 - 6.00	5.01	15.29	1.14	9.65%	0.00%	31.62% HOLD
Sweet River Abattoir and Supplies Ltd	SRA	2.98 - 3.86	3.85	192.50	2.00	0.25%	0.00%	0.35% HOLD
tTech Ltd	TTECH	5.18 - 10.00	6.50	20.97	1.68	11.04%	0.00%	14.10% HOLD
US INDEX								
Margaritaville (Turks) Ltd	MTL	0.19 - 0.40	0.20	25.01	0.06	3.52%	0.00%	23.99% HOLD
Proven Investments Ltd	PROVEN	0.03 - 0.26	0.23	52.23	0.10	15.14%	0.00%	5.67% BUY
Productive Business Solutions Ltd	PBS	0.55 - 0.72	0.57	-17.98	0.32	3.52%	0.00%	-11.14% BUY

Company	Ticker	Most Recent Financial Quarter	52 Week Range (\$)	Market Cap (J\$Billion)	Last Sale Price (\$)	Performance (%)			EPS (\$)	P/E Ratio (X)	BVPS (\$)	P/BV Ratio (X)	ROE (%)		Dividend Yield (%)	EPS (\$)	P/E Ratio (X)
						1 Day	MTD	YTD					YTD	Y/E			
JSE Main Market																	
Finance																	
Barita Investments Limited	BIL	YE/30-Sept-17	5.55 - 12.00	3.54	7.95	0.00%	6.43%	6.43%	0.44	18.07	7.08	1.12	6.03%	11.50%	0.00%	0.00	18.07
Mayberry Investments Limited	MIL	Q3/30-Sept-17	4.00 - 6.39	7.22	6.01	1.69%	1.69%	1.69%	-0.08	-79.08	6.54	0.92	1.26%	3.30%	0.00%	0.00	-79.08
JMMB Group Limited	JMMBGL	Q2/30-Sept-17	14.00 - 30.70	41.40	25.39	2.26%	13.40%	13.40%	1.82	13.95	17.37	1.46	12.31%	14.01%	0.00%	0.00	13.95
Jamaica Stock Exchange Limited	JSE	Q3/30-Sept-17	5.30 - 13.50	4.91	7.00	0.00%	0.00%	0.00%	0.23	30.05	1.27	5.51	23.95%	32.67%	0.00%	0.00	30.05
Scotia Group Jamaica Limited	SGJ	YE/31-Oct-17	34.50 - 60.00	164.57	52.89	-1.64%	0.44%	0.44%	3.91	13.53	32.92	1.61	13.22%	15.34%	0.91%	0.48	13.53
Sagikor Group Jamaica Limited	SJ	Q3/30-Sept-17	27.75 - 42.00	136.66	34.99	0.66%	-1.66%	-1.66%	3.35	10.44	16.53	2.12	9.90%	11.54%	0.00%	0.00	10.44
NCB Financial Group Limited	NCBFG	YE/30-Sept-17	58.50 - 110.00	244.95	99.30	-0.20%	-0.08%	-0.08%	7.77	12.78	47.02	2.11	16.47%	18.70%	0.00%	0.00	12.78
Sterling Investments Limited	SIL	Q3/30-Sept-17	11.90 - 18.20	0.73	13.00	0.00%	0.00%	0.00%	0.85	15.35	15.95	0.82	0.00%	0.00%	0.00%	0.00	15.35
Victoria Mutual Investments Limited	VMIL	Q3/30-Sept-17	3.20 - 4.50	6.21	4.14	-4.61%	27.78%	27.78%	0.30	13.80	1.69	2.45	10.36%	11.42%	0.00%	0.00	13.80
Sector Average						-0.20%	5.33%	5.33%	2.07	16.00	16.26	2.01	10.39%	13.16%	0.10%	0.06	4.39
Manufacturing																	
Seprod Limited	SEP	Q3/30-Sept-17	25.00 - 45.10	16.01	31.00	0.00%	3.33%	3.33%	1.43	21.68	18.34	1.69	10.36%	11.42%	0.00%	0.00	21.68
Caribbean Cement Company Limited	CCC	Q3/30-Sept-17	18.00 - 40.00	28.62	33.62	2.50%	3.57%	3.57%	2.52	13.34	5.34	6.29	69.74%	64.75%	0.00%	0.00	13.34
Salada Foods Jamaica Limited	SALF	YE/30-Sept-17	6.50 - 13.00	1.14	11.00	-15.38%	-2.22%	-2.22%	0.67	16.32	7.72	1.42	8.82%	9.18%	0.00%	0.00	16.32
Kingston Wharves Limited	KW	Q3/30-Sept-17	20.00 - 34.00	47.48	33.20	6.82%	2.15%	2.15%	1.13	29.51	13.61	2.44	8.38%	7.03%	0.63%	0.21	29.51
Berger Paints Limited	BRG	Q2/30-Sept-17	5.65 - 24.00	3.86	18.00	-0.11%	8.76%	8.76%	1.52	11.84	4.42	4.07	16.08%	38.34%	0.00%	0.00	11.84
Jamaica Broilers Group Limited	JBG	Q2/28-Oct-17	14.00 - 20.00	21.59	18.00	0.67%	0.95%	0.95%	1.70	10.62	12.39	1.45	8.99%	7.68%	0.00%	0.00	10.62
Wisynco Group Limited	WISYNCO	YE/30-June-17	9.06 - 13.81	39.64	10.57	-7.60%	-13.64%	-13.64%	0.60	17.71	1.91	5.54	31.29%	33.72%	0.00%	0.00	17.71
Sector Average						-1.87%	0.42%	0.42%	1.37	17.29	9.10	3.27	21.95%	24.59%	0.09%	0.04	17.22
Communications																	
1834 Investments Limited	1834	Q2/30-Sept-17	1.15 - 2.27	1.55	1.28	-1.54%	2.40%	2.40%	0.09	13.87	1.45	0.88	13.67%	13.43%	0.00%	0.00	13.87
Cable & Wireless Jamaica Limited	CWJ	Q3/30-Sept-17	0.75 - 1.80	12.22	1.39	5.30%	15.83%	15.83%	-0.08	-16.55	-3.44	-0.40	-3.11%	-34.87%	0.00%	0.00	-16.55
Radio Jamaica Limited	RJR	Q2/30-Sept-17	1.00 - 2.00	2.54	1.05	0.96%	0.00%	0.00%	-0.01	-95.45	1.05	1.00	-2.62%	5.78%	0.00%	0.00	-95.45
Sector Average						1.58%	6.08%	6.08%	0.00	-32.71	-0.31	0.49	2.65%	-5.22%	0.00%	0.00	-32.71
Retail Trade & Conglomerates																	
Carreras Limited	CAR	Q2/30-Sept-17	6.00 - 14.00	5.55	11.43	0.09%	0.26%	0.26%	0.78	14.63	4.23	2.70	164.83%	209.21%	0.00%	0.00	14.63
GraceKennedy Limited	GK	Q3/30-Sept-17	38.05 - 46.50	43.27	43.49	0.30%	-0.80%	-0.80%	4.04	10.76	42.58	1.02	10.01%	11.14%	0.00%	0.00	10.76
Jamaica Producers Group Limited	JP	Q3/30-Sept-17	9.40 - 22.00	18.69	16.66	-0.24%	-0.24%	-0.24%	0.94	17.70	9.89	1.68	7.93%	46.42%	0.00%	0.00	17.70
PanJam Investment Limited	PJAM	Q3/30-Sept-17	25.05 - 45.00	43.85	41.13	-0.46%	-8.60%	-8.60%	3.73	11.03	26.91	1.53	14.59%	18.35%	0.00%	0.00	11.03
Sector Average						-0.08%	-2.34%	-2.34%	2.37	13.53	20.90	1.73	49.34%	71.28%	0.00%	0.00	13.53
Tourism & Other Services																	
138 Student Living Jamaica Limited	138SL	YE/30-Sept-17	4.45 - 6.08	2.52	6.08	0.00%	0.00%	0.00%	0.13	46.77	6.65	0.91	-1.88%	-0.92%	0.00%	0.00	46.77
Ciboney Group Limited	CBNY	Q2/30-Nov-15	0.15 - 0.50	0.20	0.37	0.00%	-9.76%	-9.76%	-1.12	-0.33	-0.07	-5.27	-18.51%	9.57%	0.00%	0.00	-0.33
Kingston Properties Limited	KPREIT	Q3/30-Sept-17	4.03 - 16.00	1.24	7.70	0.00%	0.00%	0.00%	-0.33	-23.14	10.73	0.72	1.92%	8.20%	0.00%	0.00	-23.14
Pulse Investments Limited	PULS	Q1/30-Sept-17	0.58 - 16.20	3.51	2.15	-0.92%	19.44%	19.44%	0.24	8.96	1.09	1.97	15.40%	14.69%	0.00%	0.00	8.96
Palace Amusement Company Limited	PAL	Q1/30-Sept-17	200.00 - 560.00	0.80	560.00	0.00%	0.00%	0.00%	30.71	18.24	252.25	2.22	13.35%	10.39%	0.00%	0.00	18.24
Portland JSX Limited	PJX	Q2/31-Aug-17	7.50 - 11.21	3.11	10.02	0.70%	0.20%	0.20%	-0.68	-14.78	9.91	1.01	-5.98%	-6.69%	0.00%	0.00	-14.78
Sagikor Real Estate X Fund Limited	XFUND	Q3/30-Sept-17	9.50 - 15.80	32.61	14.54	-2.87%	-3.07%	-3.07%	1.05	13.85	9.81	1.48	15.39%	9.50%	0.00%	0.00	13.85
Supreme Ventures Limited	SVL	Q3/30-Sept-17	5.01 - 13.00	31.33	11.88	-0.92%	3.04%	3.04%	0.63	18.92	1.55	7.65	49.05%	37.94%	0.00%	0.00	18.92
Sector Average						-0.50%	1.23%	1.23%	3.83	21.35	36.49	2.28	8.59%	10.33%	0.00%	0.00	8.56
Market Average						-0.22%	2.14%	2.14%	1.93	16.95	16.49	1.96	18.58%	22.83%	0.04%	0.02	2.20

