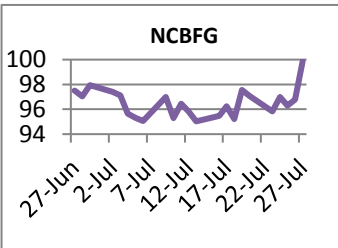

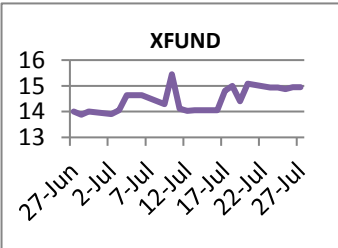

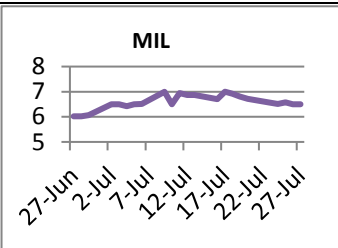

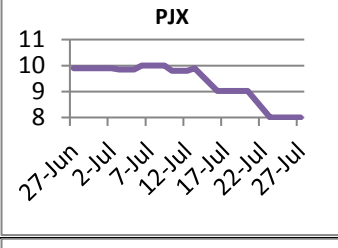

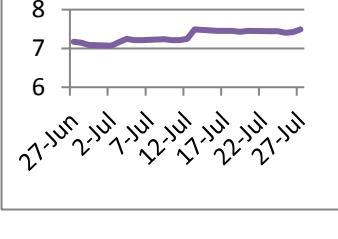



WEEKLY STOCK PICKS

Disclaimer: The following stock picks are for information purposes only. The information stated herein may reflect the opinion and views of VM Wealth Management in relation to market conditions and does not constitute any representation or warranties in relation to investment returns and the credibility of the sources of information relied upon in the preparation of this report, without further research and verification. Before making any investment decision, please consult a VM Wealth Management Advisor.

STOCK	STOCK DATA	4-WEEK PRICE MOVEMENT (\$)	RECOMMENDATION & RATIONALE
NCBFG NCB Financial Group Ltd	CLOSE PRICE: J\$99.89		RECOMMENDATION: BUY  RATIONALE: In the 6 months ended March 31, 2018, NCBFG recorded Net Profit of \$11.04B, a 16.69% increase over the corresponding period last year. Operating Income increased to \$35.73B from \$29.17B in the prior year, a 22.51% gain. NCBFG attributed the increased Net Interest Income to the consolidation of the Clarien Group Limited, its new subsidiary. Operating Expenses grew by 30.27% to \$24.91B.
	2018 CHANGE: 0.51%		
	P/E RATIO: 9.79x		
	P/B RATIO: 1.85x		
XFUND Sagicor Real Estate X Fund Ltd	CLOSE PRICE: J\$14.95		RECOMMENDATION: BUY  RATIONALE: Revenues were up 7.34% year over year at the end of the 1 st quarter ended March 31, 2018, although Earnings from hotels was the only increasing Revenue line item contributing to Revenue growth, up 13.54% to \$3.29M. Net Profits fell 8.69% to \$492,631 seriously impacted by growing Expenses. Upon concluding its Playa deal, XFUND has an additional US\$100 million to reinvest in the business and will benefit from capital gains in the appreciation of the Playa stock which is listed on the NASDAQ exchange.
	2018 CHANGE: -0.33%		
	P/E RATIO: 12.46x		
	P/B RATIO: 1.44x		
MIL Mayberry Investments Ltd	CLOSE PRICE: J\$6.50		RECOMMENDATION: BUY  RATIONALE: In the 1 st quarter ended March 31, 2018, Mayberry's Revenue was up 342.24% to \$585.30M when compared to the prior year. While Interest Income realized a 7.2% decline, Revenues were positively impacted by significant increases in the Other Revenue line items. Net Profit was up by \$238.79M.
	2018 CHANGE: 9.98%		
	P/E RATIO: 11.75x		
	P/B RATIO: 0.77x		
PJX Portland JSX Ltd	CLOSE PRICE: J\$8.00		RECOMMENDATION: BUY  RATIONALE: In its 1 st quarter ended May 31, 2018, PJX registered a loss of US\$500,937, compared to profits of US\$132,670 in the 1 st quarter of 2017. This was due to significantly lower interest income earned on loans and receivables and a fair value loss on financial assets. However, we hold a positive view on the stock and believe that investors can take advantage of the relatively low price to book value metric.
	2018 CHANGE: -20.00%		
	P/E RATIO: 14.61x		
	P/B RATIO: 0.74x		
JSE Jamaica Stock Exchange	CLOSE PRICE: J\$7.49		RECOMMENDATION: BUY  RATIONALE: In the 1 st Quarter ended March 31, 2018, Revenues were up \$108.50M to \$349.58M over the prior period. This resulted from higher Cess & Fee Income. Total Expenses grew by 27.67%, but Revenue Growth positively impacted Net Profit, which was ahead of Q1 2017 by 80.14%. With the new product development projects and company listings, the prospects for continued Revenue growth are very positive.
	2018 CHANGE: 7.00%		
	P/E RATIO: 12.91x		
	P/B RATIO: 5.11x		

	Ticker	52 Week Range (\$)	Last Week's Close Price	P/E Ratio	Book Value/Share (X)	Net Profit Margin	Dividend Yield for Yr 2018	YTD ROE	Recommendation
MAIN INDEX									
138 Student Living Ja Ltd	138SL	3.85 - 6.15	3.98	56.86	6.59	0.73%	0.00%	-0.23%	BUY
1834 Investments Ltd	1834	1.00 - 1.65	1.03	11.50	1.40	81.60%	0.00%	0.00%	HOLD
Barita Investments Ltd	BIL	6.65 - 13.00	9.00	25.00	6.41	15.01%	3.33%	3.78%	SELL
Berger Paints Ltd	BRG	10.60 - 24.00	19.49	22.93	4.94	1.53%	1.46%	0.73%	HOLD
Caribbean Cement Company Ltd	CCC	24.00 - 45.00	40.86	34.05	10.93	7.70%	0.00%	3.66%	BUY
Carreras Ltd	CAR	8.80 - 14.00	9.42	13.12	4.21	27.77%	4.35%	170.59%	SELL
GraceKennedy Ltd	GK	39.00 - 56.00	52.56	12.14	42.58	5.27%	0.76%	11.36%	HOLD
Jamaica Broilers Group Ltd	JBG	15.10 - 33.00	26.15	15.96	10.56	4.20%	0.65%	16.00%	SELL
JMMB Group Ltd	JMMBGL	19.00 - 31.00	28.56	13.10	17.79	22.62%	0.95%	12.43%	BUY
Jamaica Producers Ltd	JP	13.00 - 20.19	16.89	21.90	10.22	3.38%	0.00%	5.34%	HOLD
Jamaica Stock Exchange Ltd	JSE	5.70 - 8.00	7.49	12.91	1.47	28.69%	1.81%	38.65%	BUY
Kingston Properties Ltd	KPREIT	5.00 - 8.07	5.35	17.44	11.04	66.72%	0.00%	8.52%	BUY
Kingston Wharves Ltd	KW	27.10 - 53.97	50.67	36.25	16.32	22.56%	0.81%	6.36%	SELL
Mayberry Investments Ltd	MIL	4.00 - 7.50	6.50	11.75	8.41	40.90%	0.00%	9.84%	BUY
NCB Financial Group Ltd	NCBFG	72.50 - 110.00	99.89	9.79	54.01	37.44%	1.40%	22.42%	BUY
Palace Amusement Co (1921) Ltd	PAL	560.00 - 1500.00	1,425.00	25.01	285.47	5.89%	0.00%	18.47%	SELL
PanJam Investment Ltd	PJAM	30.00 - 58.99	52.54	13.37	28.65	157.98%	0.95%	10.83%	HOLD
Portland JSX Ltd	PJX	7.50 - 11.50	8.00	14.61	10.80	174.18%	0.00%	-7.88%	BUY
Pulse Investments Ltd	PULS	1.40 - 3.50	3.00	16.82	1.57	85.37%	0.50%	14.73%	SELL
Radio Jamaica Ltd	RJR	1.00 - 1.60	1.02	-68.00	0.99	-0.83%	0.00%	-1.74%	BUY
Sagikor Group Jamaica Ltd	SJ	30.00 - 42.00	38.20	12.24	17.10	16.69%	1.73%	11.56%	HOLD
Sagikor Real Estate X Fund Ltd	XFUND	10.50 - 17.50	14.95	12.46	10.36	16.14%	0.00%	9.54%	BUY
Salada Foods Ltd	SALF	7.48 - 15.89	12.50	12.38	8.01	23.49%	4.00%	13.08%	SELL
Scotia Group Jamaica Ltd	SGJ	40.00 - 60.00	51.94	12.11	35.06	58.26%	2.77%	12.78%	HOLD
Seprod Ltd	SEP	25.00 - 36.50	32.01	21.20	18.04	6.20%	1.56%	13.40%	SELL
Syngus Credit Investments Limited JMD	SCIJMD	12.00 - 17.00	12.70	486.99	11.78	125.83%	0.00%	11.31%	SELL
Sterling Investments Ltd	SIL	7.80 - 14.10	12.00	12.12	14.72	58.26%	2.94%	0.00%	BUY
Supreme Ventures Ltd	SVL	7.65 - 16.85	15.87	31.46	1.08	3.40%	3.15%	63.17%	SELL
Victoria Mutual Investments Ltd	VMIL	3.20 - 4.85	3.94	13.59	1.68	27.59%	0.00%	13.40%	N/A
Wisynco Group Ltd	WISYNCO	9.00 - 13.81	9.28	14.97	2.09	37.50%	0.00%	32.88%	HOLD
JUNIOR INDEX									
Access Financial Services Ltd	AFS	32.00 - 56.00	46.70	18.46	7.37	41.32%	1.22%	35.98%	SELL
AMG Packaging & Paper Company Ltd	AMG	1.93 - 4.00	1.96	47.80	0.93	7.87%	0.00%	12.07%	SELL
Blue Power Group Ltd	BPOW	28.00 - 52.00	35.99	19.88	13.56	6.78%	0.53%	13.34%	SELL
C2W Music Ltd	MUSIC	0.38 - 80.00	2.00	1533.84	0.00	#DIV/0!	0.00%	18.68%	SELL
CAC 2000 Ltd	CAC	5.28 - 10.00	9.10	8.83	3.26	5.36%	0.00%	2.40%	HOLD
Cargo Handlers Ltd	CHL	9.49 - 13.75	10.33	27.18	0.94	45.75%	1.11%	46.29%	SELL
Caribbean Cream Ltd	KREMI	4.50 - 7.54	5.77	19.90	1.83	13.45%	0.00%	35.06%	SELL
Caribbean Flavours & Fragrances Ltd	CFF	9.07 - 13.00	12.70	13.23	4.32	19.10%	1.97%	21.47%	HOLD
Caribbean Producers Jamaica Ltd	CPJ	3.00 - 6.00	5.70	15.61	2.72	3.01%	0.00%	15.29%	SELL
Consolidated Bakeries (Ja) Ltd	PURITY	1.40 - 2.95	2.10	210.00	3.30	7.63%	0.00%	11.39%	BUY
Derrimon Trading Company Ltd	DTL	6.00 - 23.00	20.58	22.37	6.35	2.26%	0.00%	23.09%	SELL
Dolphin Cove Ltd	DCOVE	13.20 - 20.18	17.00	14.49	8.93	27.16%	2.35%	16.00%	BUY
Eppley Ltd	EPLY	8.00 - 13.00	9.98	25.59	3.61	47.02%	2.02%	11.79%	HOLD
Elite Diagnostic Limited	ELITE	2.60 - 3.48	2.90	-12.35	1.07	8.47%	0.00%	14.31%	HOLD
Everything Fresh Limited	EFRESH	1.95 - 2.80	2.05	42.87	0.31	2.06%	0.00%	19.08%	HOLD
Express Catering Ltd	ECL	3.41 - 8.01	7.81	38.24	0.44	14.30%	0.00%	66.57%	SELL
FosRich Company Ltd	FOSRICH	2.25 - 3.70	2.96	49.33	1.27	11.33%	0.00%	19.73%	BUY
General Accident Insurance Company Ltd	GENAC	2.50 - 3.50	3.15	12.60	1.89	1.32%	0.00%	5.93%	HOLD
GWest Corporation Ltd	GWEST	2.10 - 4.00	2.35	9.40	1.31	-131.55%	0.00%	-34.10%	HOLD
Honey Bun (1982) Ltd	HONBUN	3.00 - 5.56	4.96	31.00	1.27	9.25%	4.44%	21.80%	BUY
IronRock Insurance Company Ltd	ROC	2.80 - 3.50	3.15	#DIV/0!	1.82	3.03%	0.00%	3.34%	SELL
ISP Finance Services Ltd	ISP	10.00 - 20.00	16.00	32.88	2.81	14.30%	0.00%	12.59%	SELL
Jamaican Teas Ltd	JAMT	3.33 - 6.00	4.75	17.27	3.33	10.21%	0.63%	16.10%	SELL
Jetcon Corporation Ltd	JETCON	3.50 - 5.75	4.07	20.80	2.16	14.54%	0.86%	46.05%	BUY
Key Insurance Company Ltd	KEY	2.75 - 4.75	3.47	115.67	2.86	-10.35%	0.00%	-14.95%	SELL
Knutsford Express Services Ltd	KEX	11.48 - 15.00	11.95	33.19	1.15	18.95%	0.00%	32.29%	SELL
K.L.E. Group Ltd	KLE	2.00 - 3.30	2.91	15.35	1.40	4.16%	0.00%	6.40%	SELL
Lasco Distributors Ltd	LASD	3.08 - 8.49	3.80	19.06	1.40	5.46%	3.08%	21.10%	BUY
Lasco Financial Ltd	LASF	3.25 - 6.60	5.05	22.11	1.17	18.13%	0.00%	28.32%	HOLD
Lasco Manufacturing Ltd	LASM	3.30 - 4.90	4.00	25.46	1.20	8.42%	0.00%	11.39%	HOLD
Main Event Entertainment Group Ltd	MEEG	4.35 - 8.00	7.34	20.97	1.60	9.12%	0.00%	28.50%	SELL
Medical Disposables & Supplies Ltd	MDS	4.25 - 6.00	5.51	13.12	2.15	5.36%	0.00%	17.72%	HOLD
Paramount Trading Ltd	PTL	2.50 - 4.00	3.00	53.67	0.49	6.42%	0.00%	15.29%	BUY
Stationery and Office Supplies Ltd	SOS	3.50 - 10.00	8.45	17.39	1.65	9.15%	0.00%	20.05%	HOLD
Sweet River Abattoir and Supplies Ltd	SRA	3.50 - 3.86	3.70	-20.56	1.76	-6.20%	0.00%	-13.16%	HOLD
tTech Ltd	TTECH	5.00 - 10.00	5.28	26.40	1.75	9.63%	0.00%	14.80%	BUY
US INDEX									
Margaritaville (Turks) Ltd	MTL	0.15 - 0.36	0.17	62.59	0.06	3.62%	0.00%	4.82%	BUY
Proven Investments Ltd	PROVEN	0.15 - 0.26	0.18	24.85	0.19	26.30%	1.65%	8.86%	BUY
Productive Business Solutions Ltd	PBS	0.50 - 0.72	0.50	-12.35	0.30	3.62%	0.00%	-2.73%	BUY
Syngus Credit Investments Limited USD	SCIUSD	0.10 - 0.13	0.10	500.00	0.10	125.83%	0.00%	4.82%	BUY

Company	Ticker	Most Recent Financial Quarter	52 Week Range (\$)	Market Cap (J\$Billion)	Last Sale Price (\$)	Performance (%)			EPS (\$)	P/E Ratio (X)	BVPS (\$)	P/BV Ratio (X)	ROE (%)		Dividend Yield (%)	EPS (\$)	P/E Ratio (X)
						1 Day	MTD	YTD					YTD	Y/E			
JSE Main Market																	
Finance																	
Barita Investments Limited	BIL	Q2/31-Mar-18	6.65 - 13.00	4.01	9.00	0.00%	0.00%	20.48%	0.36	25.00	6.41	1.40	3.78%	11.50%	3.33%	0.30	25.00
Mayberry Investments Limited	MIL	Q1/31-Mar-18	4.00 - 7.50	7.81	6.50	0.00%	7.26%	9.98%	0.55	11.75	8.41	0.77	9.84%	2.07%	0.00%	0.00	11.75
JMMB Group Limited	JMMBGL	YE/31-Mar-18	19.00 - 31.00	46.57	28.56	-0.45%	-0.38%	27.56%	2.18	13.10	17.79	1.61	12.43%	12.01%	0.95%	0.27	13.10
Jamaica Stock Exchange Limited	JSE	Q2/30-June-18	5.70 - 8.00	5.25	7.49	0.94%	5.64%	7.00%	0.58	12.91	1.47	5.11	38.65%	25.45%	1.81%	0.14	12.91
Scotia Group Jamaica Limited	SGJ	Q2/30-April-18	40.00 - 60.00	161.62	51.94	-0.10%	3.04%	-1.37%	4.29	12.11	35.06	1.48	12.78%	21.72%	2.77%	1.44	12.11
Sagicor Group Jamaica Limited	SJ	Q1/31-Mar-18	30.00 - 42.00	149.20	38.20	-0.86%	-0.65%	7.36%	3.12	12.24	17.10	2.23	11.56%	9.37%	1.73%	0.66	12.24
NCB Financial Group Limited	NCBFG	Q3/30-June-18	72.50 - 110.00	246.40	99.89	3.20%	1.98%	0.51%	10.20	9.79	54.01	1.85	22.42%	17.44%	1.40%	1.40	9.79
Sterling Investments Limited	SIL	Q1/31-Mar-18	7.80 - 14.10	0.70	12.00	4.35%	4.35%	-7.69%	0.99	12.12	14.72	0.81	0.00%	0.00%	2.94%	0.35	12.12
Victoria Mutual Investments Limited	VMIL	Q1/31-Mar-18	3.20 - 4.85	5.91	3.94	-1.50%	-2.23%	21.60%	0.29	13.59	1.68	2.35	13.40%	11.63%	0.00%	0.00	13.59
Syngus Credit Investments Limited	SCIJMD	Q2/31-Dec-17	12.00 - 17.00	2.34	12.70	-2.31%	-5.65%	#N/A	0.03	486.99	11.78	1.08	11.31%	22.61%	0.00%	0.00	486.99
Sector Average						0.62%	2.11%	9.49%	2.51	13.62	17.41	1.96	13.87%	12.36%	1.66%	0.57	13.62
Manufacturing																	
Seprod Limited	SEP	Q1/31-Mar-18	25.00 - 36.50	16.53	32.01	-5.85%	1.30%	6.70%	1.51	21.20	18.04	1.77	13.40%	11.63%	1.56%	0.50	21.20
Caribbean Cement Company Limited	CCC	Q1/31-Mar-18	24.00 - 45.00	34.78	40.86	0.74%	-0.34%	25.88%	1.20	34.05	10.93	3.74	3.66%	15.59%	0.00%	0.00	34.05
Salada Foods Jamaica Limited	SALF	Q2/31-Mar-18	7.48 - 15.89	1.30	12.50	0.00%	6.38%	11.11%	1.01	12.38	8.01	1.56	13.08%	8.70%	4.00%	0.50	12.38
Kingston Wharves Limited	KW	Q1/30-Mar-18	27.10 - 53.97	72.47	50.67	-1.34%	10.46%	55.91%	1.40	36.25	16.32	3.11	6.36%	6.32%	0.81%	0.41	36.25
Berger Paints Limited	BRG	YE/31-Mar-18	10.60 - 24.00	4.18	19.49	0.00%	-7.45%	17.76%	0.85	22.93	4.94	3.94	0.73%	12.00%	1.46%	0.29	22.93
Jamaica Broilers Group Limited	JBG	YE/30-Apr-18	15.10 - 33.00	31.36	26.15	0.69%	19.79%	46.66%	1.64	15.96	10.56	2.48	16.00%	12.74%	0.65%	0.17	15.96
Wisynco Group Limited	WISYNCO	Q3/31-Mar-18	9.00 - 13.81	34.80	9.28	0.54%	-3.73%	-24.18%	0.62	14.97	2.09	4.44	32.88%	33.72%	0.00%	0.00	14.97
Sector Average						-0.75%	3.77%	19.98%	1.18	22.53	10.13	3.01	12.30%	14.39%	1.21%	0.31	22.53
Communications																	
1834 Investments Limited	1834	Q3/31-Dec-17	1.00 - 1.65	1.25	1.03	3.00%	-1.90%	-17.60%	0.09	11.50	1.40	0.74	5.14%	0.38%	0.00%	0.00	11.50
Radio Jamaica Limited	RJR	YE/31-Mar-18	1.00 - 1.60	2.47	1.02	-2.86%	-2.86%	-2.86%	-0.02	-68.00	0.99	1.03	-1.74%	5.80%	0.00%	0.00	-68.00
Sector Average						0.07%	-2.38%	-0.10	0.04	11.50	1.19	0.88	1.70%	3.09%	0.00%	0.00	-28.25
Retail Trade & Conglomerates																	
Carreras Limited	CAR	YE/31-Mar-18	8.80 - 14.00	4.57	9.42	3.52%	-5.80%	-17.37%	0.72	13.12	4.21	2.24	170.59%	182.47%	4.35%	0.41	13.12
GraceKennedy Limited	GK	Q1/31-Mar-18	39.00 - 56.00	52.29	52.56	0.04%	0.67%	19.89%	4.33	12.14	42.58	1.23	11.36%	10.39%	0.76%	0.40	12.14
Jamaica Producers Group Limited	JP	Q1/31-Mar-18	13.00 - 20.19	18.95	16.89	-0.59%	-0.65%	1.14%	0.77	21.90	10.22	1.65	5.34%	36.35%	0.00%	0.00	21.90
PanJam Investment Limited	PJAM	Q1/31-Mar-18	30.00 - 58.99	56.02	52.54	-0.19%	-8.74%	16.76%	3.93	13.37	28.65	1.83	10.83%	14.42%	0.95%	0.50	13.37
Sector Average						0.69%	-3.63%	5.10%	2.44	15.13	21.41	1.74	49.53%	60.91%	1.52%	0.33	15.13
Tourism & Other Services																	
138 Student Living Jamaica Limited	138SL	Q2/31-Mar-18	3.85 - 6.15	1.65	3.98	0.00%	-13.10%	-34.54%	0.07	56.86	6.59	0.60	-0.23%	1.07%	0.00%	0.00	56.86
Ciboney Group Limited	CBNY	YE/31-May-18	0.07 - 0.50	0.07	0.13	18.18%	0.00%	-68.29%	0.44	0.29	0.38	0.35	-314.88%	11.63%	0.00%	0.00	0.29
Kingston Properties Limited	KPREIT	Q1/31-Mar-18	5.00 - 8.07	0.86	5.35	0.00%	3.88%	-30.52%	0.31	17.44	11.04	0.48	8.52%	7.53%	0.00%	0.00	17.44
Pulse Investments Limited	PULS	Q3/31-Mar-18	1.40 - 3.50	4.89	3.00	0.00%	45.63%	66.67%	0.18	16.82	1.57	1.92	14.73%	9.74%	0.50%	0.02	16.82
Palace Amusement Company Limited	PAL	Q3/31-Mar-18	560.00 - 1500.00	2.05	1425.00	0.00%	0.00%	154.46%	56.98	25.01	285.47	4.99	18.47%	10.39%	0.00%	0.00	25.01
Portland JSX Limited	PJX	Q1/31-May-18	7.50 - 11.50	2.48	8.00	0.00%	-19.19%	-20.00%	0.55	14.61	10.80	0.74	-7.88%	-6.43%	0.00%	0.00	14.61
Sagicor Real Estate X Fund Limited	XFUND	Q1/31-Mar-18	10.50 - 17.50	33.53	14.95	0.00%	6.79%	-0.33%	1.20	12.46	10.36	1.44	9.54%	7.93%	0.00%	0.00	12.46
Supreme Ventures Limited	SVL	Q2/31-Mar-18	7.65 - 16.85	41.85	15.87	-0.44%	7.16%	37.64%	0.50	31.46	1.08	14.67	63.17%	31.10%	3.15%	0.50	31.46
Sector Average						2.22%	3.90%	13.14%	7.53	21.87	40.91	3.55	-26.07%	9.12%	0.46%	0.06	21.87
Market Average						0.57%	0.75%	7.50%	2.74	18.87	18.21	2.23	10.27%	19.97%	0.97%	0.25	8.98

Company	Ticker	Most Recent Financial Quarter	52 Week Range (\$)	Market Cap (J\$Billion)	Last Sale Price (\$)	Performance (%)			EPS (\$)	P/E Ratio (X)	BVPS (\$)	P/BV Ratio (X)	ROE (%)		Dividend Yield (%)	EPS (\$)	P/E Ratio (X)
						1 Day	MTD	YTD					YTD	Y/E			
JSE Junior Market																	
Finance																	
Lasco Financial Services Limited	LASF	Q1/30-June-18	3.25 - 6.60	6.34	5.05	-0.98%	3.27%	-4.54%	0.23	22.11	1.17	4.31	28.32%	14.87%	0.00%	0.00	22.11
Access Financial Services Limited	AFS	Q3/31-Dec-17	32.00 - 56.00	12.82	46.70	0.00%	-8.43%	28.19%	2.53	18.46	7.37	6.33	35.98%	40.89%	1.22%	0.57	18.46
Eppley Limited	EPly	Q1/31-Mar-18	8.00 - 13.00	1.92	9.98	0.00%	17.97%	-16.83%	0.39	25.59	3.61	2.76	11.79%	15.04%	2.02%	0.20	25.59
ISP Finance Services Limited	ISP	Q1/31-Mar-18	10.00 - 20.00	1.68	16.00	0.00%	6.67%	32.67%	0.49	32.88	2.81	5.69	12.59%	15.47%	0.00%	0.00	32.88
Sector Average						-0.25%	4.87%	9.87%	0.91	24.76	3.74	4.77	22.17%	21.57%	0.81%	0.19	24.76
Manufacturing																	
Blue Power Group Limited	BPOW	YE/30-Apr-18	28.00 - 52.00	2.03	35.99	0.00%	-28.02%	-14.68%	1.81	19.88	13.56	2.65	13.34%	14.21%	0.53%	0.19	19.88
AMG Packaging & Paper Co Limited	AMG	Q3/31-May-18	1.93 - 4.00	1.00	1.96	-2.00%	-2.49%	-34.67%	0.04	47.80	0.93	2.11	12.07%	8.08%	0.00%	0.00	47.80
Caribbean Cream Limited	KREMI	Q1/31-May-18	4.50 - 7.54	2.18	5.77	-0.52%	23.29%	19.96%	0.29	19.90	1.83	3.15	35.06%	29.17%	0.00%	0.00	19.90
Honey Bun (1982) Limited	HONBUN	Q2/31-Mar-18	3.00 - 5.56	2.34	4.96	-0.80%	-4.62%	23.38%	0.16	31.00	1.27	3.90	21.80%	1.84%	4.44%	0.22	31.00
Jamaican Teas Limited	JAMT	Q2/31-Mar-18	3.33 - 6.00	1.60	4.75	-5.00%	-13.64%	20.25%	0.28	17.27	3.33	1.42	16.10%	11.49%	0.63%	0.03	17.27
Lasco Manufacturing Limited	LASM	YE/31-Mar-18	3.30 - 4.90	16.35	4.00	0.00%	2.04%	5.82%	0.16	25.46	1.20	3.32	11.39%	18.57%	0.00%	0.00	25.46
Caribbean Flavours & Fragrances Limited	CFF	Q3/31-Mar-18	9.07 - 13.00	1.14	12.70	4.96%	15.45%	15.45%	0.96	13.23	4.32	2.94	21.47%	119.46%	1.97%	0.25	13.23
Consolidated Bakeries (Jamaica) Limited	PURITY	Q1/31-Mar-18	1.40 - 2.95	0.47	2.10	2.44%	0.00%	16.67%	0.01	210.00	3.30	0.64	11.39%	1.63%	0.00%	0.00	210.00
Sector Average						-0.11%	-1.00%	6.52%	0.46	48.07	3.72	2.52	17.83%	25.56%	0.95%	0.09	48.07
Insurance																	
General Accident Insurance Company (Ja) Limited	GENAC	Q1/31-Mar-18	2.50 - 3.50	3.25	3.15	1.61%	10.14%	12.50%	0.25	12.60	1.89	1.66	5.93%	19.91%	0.00%	0.00	12.60
IronRock Insurance Company Limited	ROC	Q2/30-Jun-18	2.80 - 3.50	0.67	3.15	0.00%	5.00%	10.53%	0.00	#DIV/0!	1.82	1.74	3.34%	-9.38%	0.00%	0.00	#DIV/0!
Key Insurance Company Limited	KEY	Q1/31-Mar-18	2.75 - 4.75	1.28	3.47	0.00%	-13.25%	2.66%	0.03	115.67	2.86	1.21	-14.95%	-4.00%	0.00%	0.00	115.67
Sector Average						0.54%	0.63%	8.56%	0.09	64.13	2.19	1.54	-1.89%	2.18%	0.00%	0.00	#DIV/0!
Other																	
C2W Music Limited	MUSIC	Q1/31-Mar-18	0.38 - 80.00	0.80	2.00	0.00%	156.41%	292.16%	0.00	N/A	0.00	N/A	18.68%	-50.26%	0.00%	0.00	1533.84
Express Catering Limited	ECL	Q3/28-Feb-18	3.41 - 8.01	12.79	7.81	1.43%	11.41%	85.95%	0.20	38.24	0.44	17.65	66.57%	26.72%	0.00%	0.00	38.24
Cargo Handlers Limited	CHL	Q2/31-Mar-18	9.49 - 13.75	4.30	10.33	3.30%	3.30%	3.30%	0.38	27.18	0.94	10.94	46.29%	47.26%	1.11%	0.12	27.18
Kingston Live Entertainment Limited	KLE	Q1/31-Mar-18	2.00 - 3.30	0.29	2.91	0.34%	0.34%	16.40%	0.19	15.35	1.40	2.08	6.40%	121.44%	0.00%	0.00	15.35
Main Events Entertainment Group Limited	MEEG	Q1/31-Mar-18	4.35 - 8.00	2.20	7.34	-1.48%	6.07%	39.02%	0.35	20.97	1.60	4.59	28.50%	16.41%	0.00%	0.00	20.97
Knutsford Express Services Limited	KEX	Q3/28-Feb-18	11.48 - 15.00	5.98	11.95	3.28%	-0.99%	-20.33%	0.36	33.19	1.15	10.36	32.29%	41.60%	0.00%	0.00	33.19
Sweet River Abattoir and Supplies Comapany Limited	SRA	YE/31-Mar-18	3.50 - 3.86	0.30	3.70	0.00%	-2.63%	-3.90%	-0.18	N/A	1.76	2.10	-13.16%	1.15%	0.00%	0.00	-20.56
Stationery and Office Supplies Limited	SOS	Q1/31-Mar-18	3.50 - 10.00	2.11	8.45	5.62%	5.62%	71.40%	0.49	17.39	1.65	5.11	20.05%	14.19%	0.00%	0.00	17.39
tTech Limited	TTECH	Q1/31-Mar-18	5.00 - 10.00	0.56	5.28	0.00%	-12.00%	-23.37%	0.20	26.40	1.75	3.02	14.80%	22.98%	0.00%	0.00	26.40
Fosrich Company Limited	FOSRICH	Q1/31-Mar-18	2.25 - 3.70	1.49	2.96	17.93%	-0.34%	-9.48%	0.06	49.33	1.27	2.32	19.73%	6.02%	0.00%	0.00	49.33
Gwest Corporation Limited	GWEST	Q3/31-Dec-17	2.10 - 4.00	1.14	2.35	-2.08%	-20.88%	-31.69%	0.25	9.40	1.31	1.80	-34.10%	-0.02%	0.00%	0.00	9.40
Elite Diagnostic Limited	ELITE	Q3/31-Mar-18	2.60 - 3.48	1.02	2.90	0.00%	-3.97%	#N/A	0.06	48.33	1.07	2.71	8.26%	14.31%	0.00%	0.00	48.33
Sector Average						2.58%	13.30%	38.13%	0.21	26.39	1.21	6.00	18.73%	22.50%	0.10%	0.01	26.39
Retail Trade																	
Lasco Distributors Limited	LASD	Q1/30-June-18	3.08 - 8.49	13.01	3.80	-0.52%	-5.71%	-1.55%	0.20	19.06	1.40	2.71	21.10%	14.86%	3.08%	0.12	19.06
Paramount Trading Limited	PTL	Q3/28-Feb-18	2.50 - 4.00	4.63	3.00	0.00%	0.00%	-2.28%	0.06	53.67	0.49	6.18	15.29%	5.09%	0.00%	0.00	53.67
Derrimon Trading Company Limited	DTL	Q1/31-Mar-18	6.00 - 23.00	5.63	20.58	-1.29%	50.22%	160.18%	0.92	22.37	3.24	6.35	23.09%	16.26%	0.00%	0.00	22.37
Caribbean Producers Jamaica Limited	CPJ	Q3/31-Mar-18	3.00 - 6.00	6.27	5.70	-1.72%	11.76%	27.23%	0.37	15.61	2.72	2.09	15.29%	5.09%	0.00%	0.00	15.61
Medical Disposables and Supplies Limited	MDS	YE/31-Mar-18	4.25 - 6.00	1.45	5.51	-8.17%	10.20%	11.31%	0.42	13.12	2.56	2.15	17.72%	16.27%	0.00%	0.00	13.12
CAC 2000 Limited	CAC	Q1/31-Jan-18	5.28 - 10.00	1.17	9.10	1.11%	1.11%	40.00%	1.03	8.83	3.26	2.79	2.40%	3.25%	0.00%	0.00	8.83
Jetcon Corporation Limited	JETCON	Q1/31-Mar-18	3.50 - 5.75	0.79	4.07	-0.73%	0.25%	-15.38%	0.20	20.80	2.16	1.88	46.05%	33.67%	0.86%	0.04	20.80
Everything Fresh Limited	EFRESH	YE/31-Dec-17	1.95 - 2.80	1.60	2.05	2.50%	-14.58%	#N/A	0.05	42.87	0.31	6.58	16.62%	19.08%	0.00%	0.00	42.87
Sector Average						-1.62%	9.69%	31.36%	0.46	21.92	2.26	3.45	20.14%	13.50%	0.56%	0.02	21.92
Tourism																	
Dolphin Cove Limited	DCOVE	Q1/31-Mar-18	13.20 - 20.18	6.67	17.00	0.00%	1.19%	6.25%	1.17	14.49	8.93	1.90	16.00%	11.24%	2.35%	0.40	14.49
Sector Average						0.00%	1.19%	6.25%	1.17	14.49	8.93	1.90	16.00%	11.24%	2.35%	0.40	14.49
Market Average						0.19%	4.78%	18.43%	0.55	23.85	3.68	3.55	15.50%	16.09%	0.80%	0.12	#DIV/0!

Company	Ticker	Most Recent Financial Quarter	52 Week Range (\$)	Market Cap (J\$Billion)	Last Sale Price (\$)	Performance (%)			EPS (\$)	P/E Ratio (X)	BVPS (\$)	P/BV Ratio (X)	ROE (%)		Dividend Yield (%)	EPS (\$)	P/E Ratio (X)
						1 Day	MTD	YTD					YTD	Y/E			
JSE US Market																	
Finance									(US\$)		(US\$)				(US\$)		
Proven Investments Limited	PROVEN	YE/31-Mar-18	0.15 - 0.26	0.10	0.18	4.61%	-1.41%	-13.62%	0.01	24.85	0.19	0.93	8.86%	6.06%	1.65%	0.00	24.85
Syngus Credit Investments Limited	SCIUSD	Q2/31-Dec-17	0.10 - 0.13	0.02	0.10	-6.63%	-9.09%	#N/A	0.00	500.00	0.10	1.00	4.82%	12.40%	0.00%	0.00	500.00
Sector Average						4.61%	-1.41%	-13.62%	0.01	24.85	0.19	0.93	8.86%	6.06%	1.65%	0.00	24.85
Tourism																	
Margaritaville (Turks) Limited	MTL	Q3/30-Feb-18	0.15 - 0.36	0.01	0.17	0.00%	-15.29%	-15.54%	0.00	62.59	0.06	2.77	4.82%	12.40%	0.00%	0.00	62.59
Sector Average						0.00%	-15.29%	-15.54%	0.00	62.59	0.06	2.77	4.82%	12.40%	0.00%	0.00	62.59
Other																	
Productive Business Solution Limited	PBS	Q1/31-Mar-18	0.50 - 0.72	0.06	0.50	0.00%	-14.53%	-12.66%	-0.04	-12.35	0.30	1.64	-2.73%	-10.52%	0.00%	0.00	-12.35
Sector Average						0.00%	-14.53%	-12.66%	-0.04	-12.35	0.30	1.64	-2.73%	-10.52%	0.00%	0.00	-12.35
Market Average						1.54%	-10.41%	-13.94%	-0.01	25.03	0.19	1.78	3.65%	2.65%	0.55%	0.00	25.03