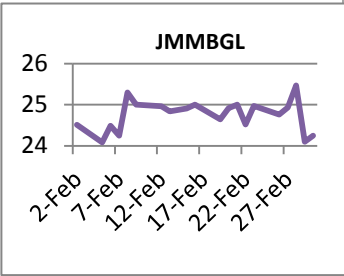

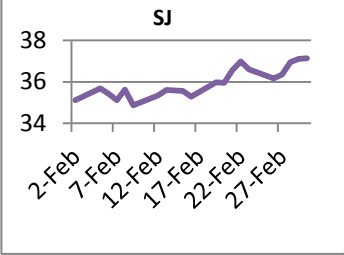

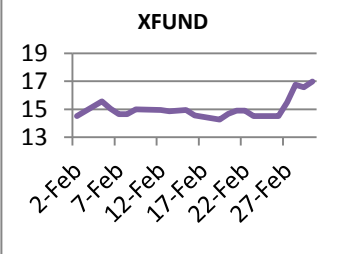

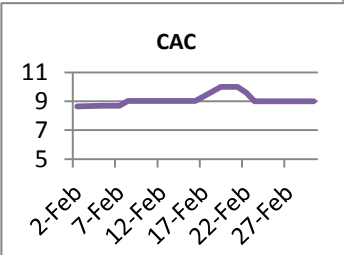

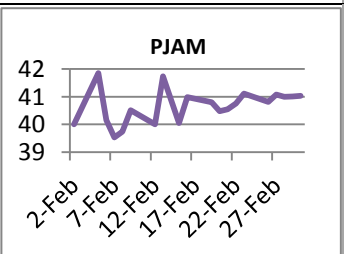



WEEKLY STOCK PICKS

Disclaimer: The following stock picks are for information purposes only. The information stated herein may reflect the opinion and views of VM Wealth Management in relation to market conditions and does not constitute any representation or warranties in relation to investment returns and the credibility of the sources of information relied upon in the preparation of this report, without further research and verification. Before making any investment decision, please consult a VM Wealth Management Advisor.

STOCK	STOCK DATA	4-WEEK PRICE MOVEMENT (\$)	RECOMMENDATION & RATIONALE
JMMBGL JMMB Group Ltd	CLOSE PRICE: J\$24.25	 <p>JMMBGL</p>	RECOMMENDATION: BUY  RATIONALE: JMMBGL, in its Q3 ended December 31, 2017, made Profits of \$909M, up 28% over Q3 2016, due mainly to a 41% spike in Securities Trading Gains & a 71% jump in Fees & Commission. These gains can be attributed to better local economic conditions and were more than enough to cover a \$144M impairment loss on financial assets.
	2018 CHANGE: 8.31%		
	P/E RATIO: 12.37x		
	P/B RATIO: 1.34x		
SJ Sagikor Group Jamaica Ltd	CLOSE PRICE: J\$37.13	 <p>SJ</p>	RECOMMENDATION: BUY  RATIONALE: For its 3 rd quarter ended September 30, 2017, SJ made Profits of \$3.43B, up \$340M/ 11% & saw a \$6.86B or 42% jump in Revenue over the same period last year. From a pending deal, Sagikor will gain a 15% stake in Playa Hotels and US\$100M cash, which should contribute to its portfolio.
	2018 CHANGE: 4.36%		
	P/E RATIO: 11.08x		
	P/B RATIO: 2.25x		
XFUND Sagikor Real Estate X Fund Ltd	CLOSE PRICE: J\$16.97	 <p>XFUND</p>	RECOMMENDATION: BUY  RATIONALE: XFUND has strong fundamentals with diversified real estate holdings. We expect strong gains in the Sagikor real estate investments to help boost near-term earnings. Long-term earnings could also be lifted by improved performance from the hotel holdings, led by the Jewels brand.
	2018 CHANGE: 13.13%		
	P/E RATIO: 16.16x		
	P/B RATIO: 1.73x		
CAC CAC 2000 Ltd	CLOSE PRICE: J\$9.00	 <p>CAC</p>	RECOMMENDATION: BUY  RATIONALE: CAC 2000's (CAC) 2016/2017 financial year ended October 31, 2017 showed Profits soared 862.14% or \$90.26M to \$100.74M, due to a one-off expense recorded in the 2015/2016 financial year due to Court damages awarded in favour of a claimant of \$104.18M. Revenue performed commendably and was up 19% or \$193.32M to \$1.21B.
	2018 CHANGE: 38.46%		
	P/E RATIO: 11.54x		
	P/B RATIO: 2.74x		
PJAM PanJam Investment Limited	CLOSE PRICE: J\$41.03	 <p>PJAM</p>	RECOMMENDATION: BUY  RATIONALE: PJAM reported a 52.41% increase in Revenue to \$643.48M for the 3 rd quarter ended September 30, 2017. Profits were up 35% to \$1.22B, after adjusting for a one-off gain recorded last year from the sale of Mavis Bank Coffee. With the new deal between Sagikor Group and Playa Hotels, PJAM stands to benefit and we maintain a favourable outlook on the stock.
	2018 CHANGE: -8.82%		
	P/E RATIO: 11.00x		
	P/B RATIO: 1.52x		

Ticker	52 Week Range (\$)	Last Week's Close Price	P/E Ratio	Book Value/Share (X)	Net Profit Margin	Dividend Yield for Yr 2018	YTD ROE	Recommendation
MAIN INDEX								
138 Student Living Ja Ltd	138SL	4.45 - 6.15	5.50	50.00	66.93	2.45%	0.00%	-0.13% HOLD
1834 Investments Ltd	1834	1.15 - 1.85	1.19	12.89	1.45	70.40%	0.00%	0.00% HOLD
Barita Investments Ltd	BIL	6.00 - 12.00	7.50	28.85	6.63	-24.07%	4.00%	-5.82% HOLD
Berger Paints Ltd	BRG	10.50 - 24.00	19.00	12.50	4.42	7.19%	0.00%	16.08% HOLD
Cable & Wireless Jamaica Ltd	CWJ	0.80 - 1.80	1.04	-45.22	-3.48	-1.41%	0.00%	-1.25% SUSPENDED
Caribbean Cement Company Ltd	CCC	18.00 - 40.00	33.23	24.61	10.53	6.95%	0.00%	12.81% BUY
Carreras Ltd	CAR	6.60 - 14.00	10.52	14.47	4.16	26.38%	1.90%	161.61% SELL
GraceKennedy Ltd	GK	38.05 - 46.50	44.36	10.71	42.58	5.16%	0.00%	10.55% HOLD
Jamaica Broilers Group Ltd	JBG	14.00 - 20.00	19.00	11.21	12.39	2.86%	0.00%	8.99% BUY
JMMB Group Ltd	JMMBGL	16.29 - 30.70	24.25	12.37	18.16	21.00%	0.00%	12.38% BUY
Jamaica Producers Ltd	JP	13.00 - 20.19	15.28	24.02	10.04	4.10%	0.00%	5.88% BUY
Jamaica Stock Exchange Ltd	JSE	5.70 - 10.00	6.55	21.13	1.35	22.26%	0.00%	23.26% BUY
Kingston Properties Ltd	KPRET	5.50 - 16.00	6.18	-18.57	10.73	15.41%	0.00%	1.92% HOLD
Kingston Wharves Ltd	KW	25.02 - 43.05	40.24	35.30	16.07	25.87%	0.52%	7.17% SELL
Mayberry Investments Ltd	MIL	4.00 - 7.50	5.24	-68.95	6.54	10.53%	0.00%	1.26% HOLD
NCB Financial Group Ltd	NCBFG	58.50 - 110.00	99.25	12.12	50.34	27.63%	0.71%	15.37% BUY
Palace Amusement Co (1921) Ltd	PAL	200.00 - 560.00	560.00	16.17	252.38	1.24%	0.00%	3.68% SELL
PanJam Investment Ltd	PJAM	30.00 - 45.00	41.03	11.00	26.91	186.84%	0.00%	14.59% BUY
Portland JSX Ltd	PJX	7.50 - 11.21	10.00	-14.75	9.91	85.97%	0.00%	1.59% BUY
Pulse Investments Ltd	PULS	1.05 - 16.20	1.85	10.18	1.12	81.62%	0.81%	20.38% SELL
Radio Jamaica Ltd	RJR	1.00 - 2.00	1.10	-73.33	1.07	1.13%	0.00%	2.25% BUY
Sagicor Group Jamaica Ltd	SJ	30.00 - 42.00	37.13	11.08	16.53	16.97%	0.00%	5.96% BUY
Sagicor Real Estate X Fund Ltd	XFUND	10.00 - 17.00	16.97	16.16	9.81	24.26%	0.00%	15.39% HOLD
Salada Foods Ltd	SALF	6.50 - 13.00	10.56	13.89	7.50	11.75%	0.00%	13.53% SELL
Scotia Group Jamaica Ltd	SGJ	37.98 - 60.00	50.90	13.02	32.92	31.42%	0.94%	13.22% SELL
Seprod Ltd	SEP	25.00 - 45.10	30.21	19.49	19.81	4.91%	0.00%	7.77% SELL
Sterling Investments Ltd	SIL	9.00 - 18.20	13.00	14.61	15.45	31.42%	2.71%	0.00% HOLD
Supreme Ventures Ltd	SVL	5.35 - 13.00	11.76	25.91	1.18	2.12%	0.00%	34.49% SELL
Victoria Mutual Investments Ltd	VMIL	3.20 - 4.50	4.45	15.34	1.69	47.07%	0.00%	7.77% NA
Wisynco Group Ltd	WISYNCO	9.06 - 13.81	10.25	16.62	2.09	37.50%	0.00%	32.88% HOLD
JUNIOR INDEX								
Access Financial Services Ltd	AFS	32.00 - 52.00	50.00	19.84	7.37	41.32%	0.34%	35.98% SELL
AMG Packaging & Paper Company Ltd	AMG	2.00 - 24.40	2.19	20.66	0.97	5.04%	0.00%	8.50% SELL
Blue Power Group Ltd	BPOW	25.50 - 57.60	35.00	20.59	13.09	6.90%	0.00%	14.98% SELL
C2W Music Ltd	C2W	0.25 - 0.60	0.45	#N/A	0.00	-466.89%	0.00%	-266.67% SELL
CAC 2000 Ltd	CAC	5.28 - 9.99	9.00	11.54	3.28	4.27%	0.00%	27.03% BUY
Cargo Handlers Ltd	CHL	9.50 - 30.00	10.45	29.03	0.94	46.60%	1.10%	43.58% SELL
Caribbean Cream Ltd	KREMI	4.65 - 8.50	6.28	22.43	1.69	7.17%	0.00%	17.62% SELL
Caribbean Flavours & Fragrances Ltd	CFF	8.60 - 15.15	10.06	10.93	4.15	19.82%	0.00%	24.14% BUY
Caribbean Producers Jamaica Ltd	CPJ	3.00 - 4.99	4.10	17.83	2.72	3.01%	0.00%	15.29% BUY
Consolidated Bakeries (Ja) Ltd	PURITY	1.40 - 4.00	1.90	-63.33	2.36	-3.55%	0.00%	-5.67% BUY
Derrimon Trading Company Ltd	DTL	6.00 - 9.50	7.48	8.13	2.37	4.19%	0.00%	39.45% BUY
Dolphin Cove Ltd	DCOVE	13.20 - 22.50	17.00	1888.89	8.79	21.24%	0.00%	13.62% BUY
Eppley Ltd	EPLY	9.50 - 13.00	10.00	27.78	3.68	26.48%	1.64%	9.77% HOLD
Express Catering Ltd	ECL	1.74 - 5.60	4.39	20.03	0.35	16.03%	0.00%	61.56% BUY
FosRich Company Ltd	FOSRICH	2.30 - 3.70	2.58	18.43	1.21	5.25%	0.00%	9.02% BUY
General Accident Insurance Company Ltd	GENAC	1.48 - 3.60	2.91	12.13	1.86	2.28%	0.00%	8.34% BUY
GWest Corporation Ltd	GWEST	2.50 - 4.00	2.96	11.84	1.31	-131.55%	0.00%	-34.10% SELL
Honey Bun (1982) Ltd	HONBUN	3.00 - 8.00	4.24	24.94	1.22	8.51%	0.47%	19.65% HOLD
IronRock Insurance Company Ltd	ROC	2.80 - 3.87	3.00	-17.65	1.74	16.03%	0.00%	-7.21% HOLD
ISP Finance Services Ltd	ISP	10.00 - 35.00	12.01	26.51	2.52	41.32%	0.00%	16.42% SELL
Jamaican Teas Ltd	JAMT	2.80 - 5.60	4.94	16.75	3.62	11.06%	0.00%	17.70% SELL
Jetcon Corporation Ltd	JETCON	3.22 - 8.67	4.80	18.48	2.18	13.07%	0.00%	42.24% BUY
Key Insurance Company Ltd	KEY	2.80 - 4.75	3.94	28.97	2.99	2.28%	0.00%	6.06% SELL
Knutsford Express Services Ltd	KEX	7.00 - 41.00	15.00	37.69	1.08	20.42%	0.00%	35.60% SELL
K.L.E Group Ltd	KLE	1.80 - 3.65	2.30	2.47	1.47	7.70%	0.00%	11.53% SELL
Lasco Distributors Ltd	LASD	3.08 - 8.49	4.00	19.05	1.31	4.37%	0.00%	17.74% BUY
Lasco Financial Ltd	LASF	3.25 - 6.60	4.59	23.29	1.06	54.71%	0.00%	23.74% HOLD
Lasco Manufacturing Ltd	LASM	3.30 - 6.25	3.89	21.61	1.18	10.09%	0.00%	15.30% HOLD
Main Event Entertainment Group Ltd	MEEG	4.35 - 8.00	6.00	17.14	1.49	8.60%	0.00%	22.64% SELL
Medical Disposables & Supplies Ltd	MDS	4.25 - 6.85	4.84	13.44	2.03	4.27%	0.00%	11.38% BUY
Paramount Trading Ltd	PTL	2.50 - 4.00	3.10	44.93	0.48	8.38%	0.00%	15.29% BUY
Stationery and Office Supplies Ltd	SOS	3.50 - 6.00	5.39	14.18	1.65	9.15%	0.00%	20.05% HOLD
Sweet River Abattoir and Supplies Ltd	SRA	2.98 - 3.86	3.80	-126.67	1.94	-1.74%	0.00%	-2.40% HOLD
tTech Ltd	TTECH	5.00 - 10.00	6.00	19.35	1.68	11.04%	0.00%	14.10% HOLD
US INDEX								
Margaritaville (Turks) Ltd	MTL	0.19 - 0.40	0.20	31.17	0.06	10.38%	0.00%	11.71% HOLD
Proven Investments Ltd	PROVEN	0.03 - 0.26	0.22	48.86	0.10	15.14%	0.84%	5.67% BUY
Productive Business Solutions Ltd	PBS	0.55 - 0.72	0.60	-14.81	0.31	10.38%	0.00%	-13.32% BUY

Company	Ticker	Most Recent Financial Quarter	52 Week Range (\$)	Market Cap (J\$Billion)	Last Sale Price (\$)	Performance (%)			EPS (\$)	P/E Ratio (X)	BVPS (\$)	P/BV Ratio (X)	ROE (%)		Dividend Yield (%)	EPS (\$)	P/E Ratio (X)
						1 Day	MTD	YTD					YTD	Y/E			
JSE Main Market																	
Finance																	
Barita Investments Limited	BIL	Q1/30-Dec-17	6.00 - 12.00	3.34	7.50	0.00%	-4.21%	0.40%	0.26	28.85	6.63	1.13	-5.82%	11.50%	4.00%	0.30	28.85
Mayberry Investments Limited	MIL	Q3/30-Sept-17	4.00 - 7.50	6.29	5.24	-3.85%	4.59%	-11.34%	-0.08	-68.95	6.54	0.80	1.26%	3.30%	0.00%	0.00	-68.95
JMMB Group Limited	JMMBGL	Q3/30-Dec-17	16.29 - 30.70	39.54	24.25	0.62%	-4.79%	8.31%	1.96	12.37	18.16	1.34	12.38%	14.01%	0.00%	0.00	12.37
Jamaica Stock Exchange Limited	JSE	Q4/31-Dec-17	5.70 - 10.00	4.59	6.55	0.00%	-0.30%	-6.43%	0.31	21.13	1.35	4.84	23.26%	25.45%	0.00%	0.00	21.13
Scotia Group Jamaica Limited	SGJ	YE/31-Oct-17	37.98 - 60.00	158.38	50.90	-1.85%	-3.18%	-3.34%	3.91	13.02	32.92	1.55	13.22%	15.34%	0.94%	0.48	13.02
Sagikor Group Jamaica Limited	SJ	Q3/30-Sept-17	30.00 - 42.00	145.02	37.13	0.08%	0.49%	4.36%	3.35	11.08	16.53	2.25	5.96%	9.37%	0.00%	0.00	11.08
NCB Financial Group Limited	NCBFG	Q1/31-Dec-17	58.50 - 110.00	244.83	99.25	0.00%	-0.43%	-0.13%	8.19	12.12	50.34	1.97	15.37%	17.44%	0.71%	0.70	12.12
Sterling Investments Limited	SIL	YE/31-Dec-17	9.00 - 18.20	0.73	13.00	0.00%	0.00%	0.00%	0.89	14.61	15.45	0.84	0.00%	0.00%	2.71%	0.35	14.61
Victoria Mutual Investments Limited	VMIL	YE/31-Dec-17	3.20 - 4.50	6.68	4.45	0.68%	1.37%	37.35%	0.29	15.34	1.69	2.63	7.77%	10.81%	0.00%	0.00	15.34
Sector Average						-0.48%	-0.72%	3.24%	2.12	16.06	16.62	1.93	8.16%	11.91%	0.93%	0.23	5.53
Manufacturing																	
Seprod Limited	SEP	YE/31-Dec-17	25.00 - 45.10	15.60	30.21	0.00%	0.00%	0.70%	1.55	19.49	19.81	1.52	7.77%	10.81%	0.00%	0.00	19.49
Caribbean Cement Company Limited	CCC	YE/31-Dec-17	18.00 - 40.00	28.28	33.23	0.58%	-3.03%	2.37%	1.35	24.61	10.53	3.16	12.81%	15.59%	0.00%	0.00	24.61
Salada Foods Jamaica Limited	SALF	Q1/30-Dec-17	6.50 - 13.00	1.10	10.56	0.00%	-8.17%	-6.13%	0.76	13.89	7.50	1.41	13.53%	8.70%	0.00%	0.00	13.89
Kingston Wharves Limited	KW	YE/31-Dec-17	25.02 - 43.05	57.55	40.24	0.00%	4.19%	23.82%	1.14	35.30	16.07	2.50	7.17%	6.32%	0.52%	0.21	35.30
Berger Paints Limited	BRG	Q2/30-Sept-17	10.50 - 24.00	4.07	19.00	3.66%	0.74%	14.80%	1.52	12.50	4.42	4.30	16.08%	38.34%	0.00%	0.00	12.50
Jamaica Broilers Group Limited	JBG	Q2/28-Oct-17	14.00 - 20.00	22.79	19.00	0.05%	0.64%	6.56%	1.70	11.21	12.39	1.53	8.99%	7.68%	0.00%	0.00	11.21
Wisynco Group Limited	WISYNCO	Q2/31-Dec-17	9.06 - 13.81	38.44	10.25	-2.84%	-4.92%	-16.26%	0.62	16.62	2.09	4.90	32.88%	33.72%	0.00%	0.00	16.62
Sector Average						0.21%	-1.51%	3.69%	1.23	19.09	10.40	2.76	14.17%	17.31%	0.07%	0.04	19.50
Communications																	
1834 Investments Limited	1834	Q2/30-Sept-17	1.15 - 1.85	1.44	1.19	1.71%	1.71%	-4.80%	0.09	12.89	1.45	0.82	13.67%	13.43%	0.00%	0.00	12.89
Cable & Wireless Jamaica Limited	CWJ	YE/31-Dec-17	0.80 - 1.80	9.14	1.04	4.00%	-14.05%	-13.33%	-0.02	-45.22	-3.48	-0.30	-1.25%	-1.77%	0.00%	0.00	-45.22
Radio Jamaica Limited	RJR	Q3/31-Dec-17	1.00 - 2.00	2.66	1.10	0.00%	0.92%	4.76%	-0.02	-73.33	1.07	1.03	2.25%	8.95%	0.00%	0.00	-73.33
Sector Average						1.90%	-3.81%	-4.46%	0.02	12.89	-0.32	0.52	4.89%	6.87%	0.00%	0.00	-35.22
Retail Trade & Conglomerates																	
Carreras Limited	CAR	Q3/31-Dec-17	6.60 - 14.00	5.11	10.52	9.81%	-3.93%	-7.72%	0.73	14.47	4.16	2.53	161.61%	221.27%	1.90%	0.20	14.47
GraceKennedy Limited	GK	YE/31-Dec-17	38.05 - 46.50	44.13	44.36	0.00%	0.23%	1.19%	4.14	10.71	42.58	1.04	10.55%	10.39%	0.00%	0.00	10.71
Jamaica Producers Group Limited	JP	YE/31-Dec-17	13.00 - 20.19	17.15	15.28	-3.72%	1.19%	-8.50%	0.64	24.02	10.04	1.52	5.88%	36.35%	0.00%	0.00	24.02
PanJam Investment Limited	PJAM	Q3/30-Sept-17	30.00 - 45.00	43.74	41.03	0.05%	0.07%	-8.82%	3.73	11.00	26.91	1.52	14.59%	18.35%	0.00%	0.00	11.00
Sector Average						1.54%	-0.61%	-5.96%	2.31	15.05	20.92	1.65	48.16%	71.59%	0.48%	0.05	15.05
Tourism & Other Services																	
138 Student Living Jamaica Limited	138SL	Q1/31-Dec-17	4.45 - 6.15	2.28	5.50	0.00%	0.00%	-9.54%	0.11	50.00	66.93	0.08	-0.13%	1.07%	0.00%	0.00	50.00
Ciboney Group Limited	CBNY	Q2/30-Nov-17	0.07 - 0.50	0.05	0.09	-10.00%	-10.00%	-78.05%	-0.02	-4.05	-0.09	-0.98	-10.43%	16.58%	0.00%	0.00	-4.05
Kingston Properties Limited	KPREIT	Q3/30-Sept-17	5.50 - 16.00	0.99	6.18	-7.07%	-7.07%	-19.74%	-0.33	-18.57	10.73	0.58	1.92%	8.20%	0.00%	0.00	-18.57
Pulse Investments Limited	PULS	Q2/31-Dec-17	1.05 - 16.20	3.02	1.85	0.00%	-7.04%	2.78%	0.18	10.18	1.12	1.65	20.38%	15.56%	0.81%	0.02	10.18
Palace Amusement Company Limited	PAL	Q2/30-Dec-17	200.00 - 560.00	0.80	560.00	0.00%	0.00%	0.00%	34.63	16.17	252.38	2.22	3.68%	10.39%	0.00%	0.00	16.17
Portland JSX Limited	PJX	Q2/31-Aug-17	7.50 - 11.21	3.10	10.00	-0.99%	-0.99%	0.00%	-0.68	-14.75	9.91	1.01	1.59%	-6.69%	0.00%	0.00	-14.75
Sagikor Real Estate X Fund Limited	XFUND	Q3/30-Sept-17	10.00 - 17.00	38.06	16.97	2.48%	1.25%	13.13%	1.05	16.16	9.81	1.73	15.39%	9.50%	0.00%	0.00	16.16
Supreme Ventures Limited	SVL	YE/31-Dec-17	5.35 - 13.00	31.01	11.76	-1.09%	-1.18%	1.99%	0.45	25.91	1.18	9.94	34.49%	31.10%	0.00%	0.00	25.91
Sector Average						-2.08%	-3.13%	-11.18%	4.42	23.69	44.00	2.46	8.36%	10.71%	0.10%	0.00	10.13
Market Average						0.22%	-1.95%	-2.93%	2.02	18.15	18.32	1.86	16.75%	23.68%	0.32%	0.06	3.00

Company	Ticker	Most Recent Financial Quarter	52 Week Range (\$)	Market Cap (J\$Billion)	Last Sale Price (\$)	Performance (%)			EPS (\$)	P/E Ratio (X)	BVPS (\$)	P/BV Ratio (X)	ROE (%)		Dividend Yield (%)	EPS (\$)	P/E Ratio (X)
						1 Day	MTD	YTD					YTD	Y/E			
JSE Junior Market																	
Finance																	
Lasco Financial Services Limited	LASF	Q3/31-Dec-17	3.25 - 6.60	5.76	4.59	0.00%	-3.37%	-13.23%	0.20	23.29	1.06	4.32	23.74%	17.46%	0.00%	0.00	23.29
Access Financial Services Limited	AFS	Q2/30-Sept-17	32.00 - 52.00	13.73	50.00	0.00%	0.04%	37.25%	2.52	19.84	7.37	6.78	35.98%	40.89%	0.34%	0.17	19.84
Eppley Limited	EPLY	YE/31-Dec-17	9.50 - 13.00	1.92	10.00	0.00%	0.00%	-16.67%	0.36	27.78	3.68	2.72	9.77%	15.07%	1.64%	0.16	27.78
ISP Finance Services Limited	ISP	Q3/30-Sept-17	10.00 - 35.00	1.26	12.01	0.00%	3.27%	-0.41%	0.45	26.51	2.52	4.77	16.42%	34.80%	0.00%	0.00	26.51
Sector Average						0.00%	-0.02%	1.73%	0.88	24.35	3.66	4.65	21.48%	27.06%	0.50%	0.08	24.35
Manufacturing																	
Blue Power Group Limited	BPOW	Q3/31-Jan-18	25.50 - 57.60	1.98	35.00	0.00%	-12.48%	-17.02%	1.70	20.59	13.09	2.67	14.98%	12.37%	0.00%	0.00	20.59
AMG Packaging & Paper Co Limited	AMG	Q1/30-Nov-17	2.00 - 24.40	1.12	2.19	7.35%	4.78%	-27.00%	0.11	20.66	0.97	2.27	8.50%	8.08%	0.00%	0.00	20.66
Caribbean Cream Limited	KREMI	Q3/30-Nov-17	4.65 - 8.50	2.38	6.28	0.00%	-5.14%	30.56%	0.28	22.43	1.69	3.72	17.62%	31.84%	0.00%	0.00	22.43
Honey Bun (1982) Limited	HONBUN	Q1/31-Dec-17	3.00 - 8.00	2.00	4.24	4.69%	-17.51%	5.47%	0.17	24.94	1.22	3.49	19.65%	1.84%	0.47%	0.02	24.94
Jamaican Teas Limited	JAMT	YE/30-Sept-17	2.80 - 5.60	1.67	4.94	0.20%	2.92%	25.06%	0.30	16.75	3.62	1.36	17.70%	20.84%	0.00%	0.00	16.75
Lasco Manufacturing Limited	LASM	Q3/31-Dec-17	3.30 - 6.25	15.90	3.89	-3.47%	-13.17%	2.91%	0.18	21.61	1.18	3.28	15.30%	20.96%	0.00%	0.00	21.61
Caribbean Flavours & Fragrances Limited	CFF	Q2/31-Dec-17	8.60 - 15.15	0.90	10.06	0.00%	-6.16%	-8.55%	0.92	10.93	4.15	2.42	24.14%	119.46%	0.00%	0.00	10.93
Consolidated Bakeries (Jamaica) Limited	PURITY	Q3/30-Sept-17	1.40 - 4.00	0.42	1.90	0.00%	0.00%	5.56%	-0.03	-63.33	2.36	0.80	-5.67%	1.91%	0.00%	0.00	-63.33
Sector Average						1.10%	-5.84%	2.12%	0.45	19.70	3.54	2.50	14.03%	27.16%	0.06%	0.00	9.32
Insurance																	
General Accident Insurance Company (Ja) Limited	GENAC	YE/31-Dec-17	1.48 - 3.60	3.00	2.91	1.75%	0.34%	3.93%	0.24	12.13	1.86	1.56	8.34%	19.91%	0.00%	0.00	12.13
IronRock Insurance Company Limited	ROC	Q4/31-Dec-17	2.80 - 3.87	0.64	3.00	0.00%	0.00%	5.26%	-0.17	-17.65	1.74	1.72	-7.21%	-9.29%	0.00%	0.00	-17.65
Key Insurance Company Limited	KEY	Q4/31-Dec-17	2.80 - 4.75	1.45	3.94	-0.25%	-0.25%	16.57%	0.14	28.97	2.99	1.32	6.06%	-3.98%	0.00%	0.00	28.97
Sector Average						0.50%	0.03%	8.59%	0.07	20.55	2.20	1.53	2.40%	2.21%	0.00%	0.00	7.82
Other																	
C2W Music Limited	MUSIC	Q3/30-Sept-17	0.25 - 0.60	0.18	0.45	0.00%	0.00%	-11.76%	0.00	N/A	0.00	N/A	-266.67%	92.90%	0.00%	0.00	45000.00
Express Catering Limited	ECL	Q2/30-Nov-17	1.74 - 5.60	7.19	4.39	1.15%	1.15%	4.52%	0.22	20.03	0.35	12.48	61.56%	26.72%	0.00%	0.00	20.03
Cargo Handlers Limited	CHL	Q1/31-Dec-17	9.50 - 30.00	4.35	10.45	0.00%	0.00%	4.50%	0.36	29.03	0.94	11.14	43.58%	47.26%	1.10%	0.12	29.03
Kingston Live Entertainment Limited	KLE	Q3/30-Sept-17	1.80 - 3.65	0.23	2.30	0.00%	0.00%	-8.00%	0.93	2.47	1.47	1.57	11.53%	191.88%	0.00%	0.00	2.47
Main Events Entertainment Group Limited	MEEG	YE/31-Oct-17	4.35 - 8.00	1.80	6.00	3.09%	1.69%	13.64%	0.35	17.14	1.49	4.03	22.64%	16.41%	0.00%	0.00	17.14
Knutsford Express Services Limited	KEX	Q2/30-Nov-17	7.00 - 41.00	7.50	15.00	0.07%	0.00%	0.00%	0.40	37.69	1.08	13.90	35.60%	41.60%	0.00%	0.00	37.69
Sweet River Abattoir and Supplies Comapany Limited	SRA	Q3/31-Dec-17	2.98 - 3.86	0.31	3.80	0.00%	0.00%	-1.30%	-0.03	N/A	1.94	1.96	-2.40%	-2.03%	0.00%	0.00	-126.67
Stationery and Office Supplies Limited	SOS	YE/31-Dec-17	3.50 - 6.00	1.35	5.39	6.10%	6.52%	9.33%	0.38	14.18	1.65	3.26	20.05%	14.19%	0.00%	0.00	14.18
fTech Limited	TTECH	Q3/30-Sept-17	5.00 - 10.00	0.64	6.00	10.29%	0.00%	-12.92%	0.31	19.35	1.68	3.58	14.10%	26.89%	0.00%	0.00	19.35
Fosrich Company Limited	FOSRICH	YE/31-Dec-17	2.30 - 3.70	1.30	2.58	-3.37%	-3.73%	-21.10%	0.14	18.43	1.21	2.13	9.02%	6.02%	0.00%	0.00	18.43
Gwest Corporation Limited	GWEST	Q3/31-Dec-17	2.50 - 4.00	1.44	2.96	-1.33%	-0.34%	-13.95%	0.25	11.84	1.31	2.26	-34.10%	-0.02%	0.00%	0.00	11.84
Sector Average						1.45%	0.48%	-3.37%	0.30	18.91	1.19	5.63	-7.74%	41.98%	0.10%	0.01	18.91
Retail Trade																	
Lasco Distributors Limited	LASD	Q3/30-Dec-17	3.08 - 8.49	13.70	4.00	-2.68%	0.00%	3.63%	0.21	19.05	1.31	3.05	17.74%	16.84%	0.00%	0.00	19.05
Paramount Trading Limited	PTL	Q2/30-Nov-17	2.50 - 4.00	4.78	3.10	-6.06%	-6.06%	0.98%	0.07	44.93	0.48	6.47	15.29%	5.09%	0.00%	0.00	44.93
Derrimon Trading Company Limited	DTL	YE/31-Dec-17	6.00 - 9.50	2.04	7.48	0.00%	0.00%	-5.44%	0.75	9.97	3.16	2.37	39.45%	16.26%	0.00%	0.00	9.97
Caribbean Producers Jamaica Limited	CPJ	Q2/31-Dec-17	3.00 - 4.99	4.51	4.10	1.23%	1.23%	-8.48%	0.23	17.83	2.72	1.51	15.29%	5.09%	0.00%	0.00	17.83
Medical Disposables and Supplies Limited	MDS	Q3/31-Dec-17	4.25 - 6.85	1.27	4.84	-0.21%	-1.02%	-2.22%	0.36	13.44	2.38	2.03	11.38%	19.13%	0.00%	0.00	13.44
CAC 2000 Limited	CAC	YE/31-Oct-17	5.28 - 9.99	1.16	9.00	0.00%	0.00%	38.46%	0.78	11.54	3.28	2.74	27.03%	26.31%	0.00%	0.00	11.54
Jetcon Corporation Limited	JETCON	YE/31-Dec-17	3.22 - 8.67	0.93	4.80	4.35%	4.58%	-0.21%	0.26	18.48	2.18	2.21	42.24%	33.67%	0.00%	0.00	18.48
Sector Average						-0.48%	-0.18%	3.82%	0.38	19.32	2.22	2.91	24.06%	17.48%	0.00%	0.00	19.32
Tourism																	
Dolphin Cove Limited	DCOVE	YE/31-Dec-17	13.20 - 22.50	6.67	17.00	0.00%	0.00%	6.25%	0.01	1888.89	8.79	1.93	13.62%	11.24%	0.00%	0.00	1888.89
Sector Average						0.00%	0.00%	6.25%	0.01	1888.89	8.79	1.93	13.62%	11.24%	0.00%	0.00	1888.89
Market Average						0.43%	-0.92%	2.11%	0.35	84.20	3.60	3.51	11.31%	21.19%	0.11%	0.02	328.10

Company	Ticker	Most Recent Financial	52 Week Range	Market Cap	Last Sale	Performance (%)			EPS	P/E	BVPS	P/BV	ROE (%)		Dividend Yield	EPS	P/E	
JSE US Market																		
Finance									(US\$)	(US\$)								(US\$)
Proven Investments Limited	PROVEN	Q2/30-Sept-17	0.03 - 0.26	0.12	0.22	-2.01%	-2.01%	2.38%	0.00	48.86	0.10	2.05	5.67%	12.43%	0.84%	0.00	48.86	
Sector Average						-2.01%	-2.01%	2.38%	0.00	48.86	0.10	2.05	5.67%	12.43%	0.84%	0.00	48.86	
Tourism																		
Margaritaville (Turks) Limited	MTL	Q2/30-Nov-17	0.19 - 0.40	0.01	0.20	0.00%	5.00%	-0.30%	0.01	31.17	0.06	3.40	11.71%	12.40%	0.00%	0.00	31.17	
Sector Average						0.00%	5.00%	-0.30%	0.01	31.17	0.06	3.40	11.71%	12.40%	0.00%	0.00	31.17	
Other																		
Productive Business Solution Limited	PBS	YE/31-Dec-17	0.55 - 0.72	0.07	0.60	0.00%	0.00%	4.80%	-0.04	-14.81	0.31	1.95	-13.32%	-9.24%	0.00%	0.00	-14.81	
Sector Average						0.00%	0.00%	4.80%	-0.04	-14.81	0.31	1.95	-13.32%	-9.24%	0.00%	0.00	-14.81	
Market Average						-0.67%	1.00%	2.29%	-0.01	21.74	0.16	2.47	1.36%	5.20%	0.28%	0.00	21.74	