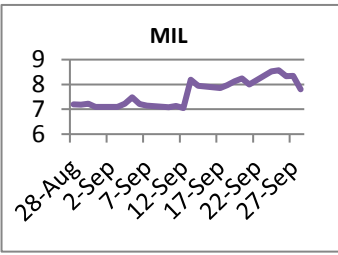

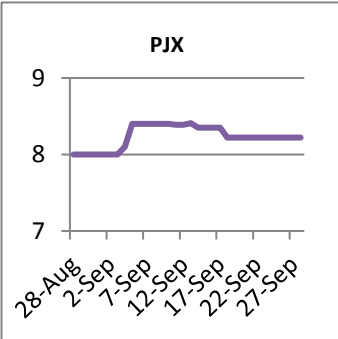

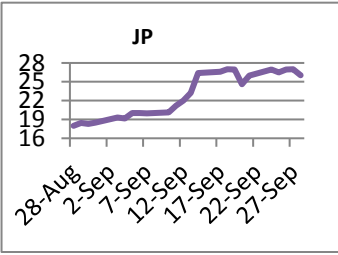

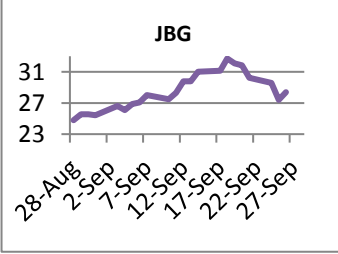

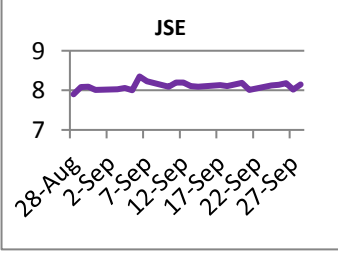



WEEKLY STOCK PICKS

Disclaimer: The following stock picks are for information purposes only. The information stated herein may reflect the opinion and views of VM Wealth Management in relation to market conditions and does not constitute any representation or warranties in relation to investment returns and the credibility of the sources of information relied upon in the preparation of this report, without further research and verification. Before making any investment decision, please consult a VM Wealth Management Advisor.

STOCK	STOCK DATA	4-WEEK PRICE MOVEMENT (\$)	RECOMMENDATION & RATIONALE
MIL Mayberry Investments Ltd	CLOSE PRICE: J\$7.80		RECOMMENDATION: BUY  RATIONALE: In the 2 nd quarter ended June 30, 2018, Net Interest Income & Other Revenues increased by \$381.82M over the 2 nd quarter in 2017 to close at \$623.43M. Despite Operating Expenses growing 31.51%, Net Profits surged to \$233.66M from \$3.68M. We believe that the stock may appreciate in the near- to medium-term due to its improved profit performance.
	2018 CHANGE: 31.98%		
	P/E RATIO: 10.54x		
	P/B RATIO: 0.79x		
PJX Portland JSX Ltd	CLOSE PRICE: J\$8.22		RECOMMENDATION: BUY  RATIONALE: In its 1 st quarter ended May 31, 2018, PJX registered a loss of US\$500,937, compared to profits of US\$132,670 in the 1 st quarter of 2017. PJX earned lower interest income on loans & receivables, but more significantly, it recorded a significant fair value loss adjustment of financial assets, which was the main reason for the loss experienced during the quarter. Such short-term fluctuations should be noted, but the long-term potential of the investment is more important, and, in this case, we view the long-term strategies for this equity investment vehicle as outweighing the short-term fluctuations in its portfolio.
	2018 CHANGE: -17.80%		
	P/E RATIO: 14.30x		
	P/B RATIO: 0.76x		
JP Jamaica Producers Group Ltd	CLOSE PRICE: J\$26.05		RECOMMENDATION: BUY  RATIONALE: In its 2 nd quarter ended June 30, 2018, JP reported Revenues up 20.32% over the corresponding prior period at \$4.81B. Profits attributable to shareholders were still favourable, up 66.51% to \$262.97M. We view JP favourably as the Company and its subsidiaries have shown strong performance and are positioned to continue in this vein.
	2018 CHANGE: 55.99%		
	P/E RATIO: 25.91x		
	P/B RATIO: 2.51x		
JBG Jamaica Broilers Group Ltd	CLOSE PRICE: J\$28.52		RECOMMENDATION: BUY  RATIONALE: In the 1 st quarter of its financial year, JBG earned Revenue of \$12.16M, which was 5.88% ahead of the prior 1 st quarter. JBG is expanding its overseas markets and is trading at a P/E relatively lower than the rest of the market. Given the recent acquisition and expansion costs, these aren't expected to continue indefinitely. Therefore, we expect stronger Revenue growth and higher profit margins in the medium- to long-term.
	2018 CHANGE: 59.96%		
	P/E RATIO: 15.34x		
	P/B RATIO: 2.57x		
JSE Jamaica Stock Exchange	CLOSE PRICE: J\$8.15		RECOMMENDATION: BUY  RATIONALE: In the 2 nd quarter ended June 30, 2018, Net Profit performance continued to strengthen and was up 97.22%. Revenues YTD are already ahead of last year's at \$665.92M, compared to the 2017 Revenue which totaled \$991.15M. With continued strong Revenue performance and more companies going public, we maintain a favourable view on this Company.
	2018 CHANGE: 16.43%		
	P/E RATIO: 14.05x		
	P/B RATIO: 5.56x		

	Ticker	52 Week Range (\$)	Last Week's Close Price	P/E Ratio	Book Value/Share (X)	Net Profit Margin	Dividend Yield for Yr 2018	YTD ROE	Recommendation
MAIN INDEX									
138 Student Living Ja Ltd	138SL	3.80 - 6.15	3.80	63.33	6.59	0.51%	0.00%	-0.16%	BUY
1834 Investments Ltd	1834	0.90 - 1.55	1.10	30.39	1.41	44.72%	0.00%	0.00%	HOLD
Barita Investments Ltd	BIL	7.00 - 19.00	18.69	37.38	7.23	21.45%	4.76%	8.60%	HOLD
Berger Paints Ltd	BRG	11.00 - 24.00	22.25	22.94	4.78	3.06%	1.28%	6.58%	SELL
Caribbean Cement Company Ltd	CCC	26.00 - 56.00	47.04	36.75	11.75	11.49%	0.00%	21.26%	HOLD
Carreras Ltd	CAR	8.85 - 14.00	9.48	12.97	3.84	26.11%	7.17%	168.10%	SELL
Ciboney Group Limited	CBNY	0.07 - 0.50	0.12	0.27	0.03	14430.40%	0.00%	-1752.35%	SELL
GraceKennedy Ltd	GK	40.00 - 62.50	59.49	13.49	42.58	4.65%	1.43%	9.41%	SELL
Jamaica Broilers Group Ltd	JBG	17.00 - 33.00	28.52	15.34	11.10	3.28%	0.60%	12.28%	BUY
JMMB Group Ltd	JMMBGL	22.00 - 34.50	32.21	13.59	15.48	20.50%	0.84%	14.11%	HOLD
Jamaica Producers Ltd	JP	14.00 - 27.00	26.05	25.91	10.37	4.46%	0.00%	7.24%	BUY
Jamaica Stock Exchange Ltd	JSE	6.00 - 8.50	8.15	14.05	1.47	28.69%	3.67%	38.65%	BUY
Kingston Properties Ltd	KPREIT	5.00 - 8.07	6.00	15.93	11.04	66.72%	0.00%	8.52%	HOLD
Kingston Wharves Ltd	KW	28.50 - 75.00	73.74	42.63	16.27	25.23%	0.56%	7.40%	SELL
Mayberry Investments Ltd	MIL	4.10 - 9.00	7.80	10.54	9.90	39.19%	0.00%	8.94%	BUY
Mayberry Jamaican Equities Limited	MJE	8.20 - 11.50	11.44	47.67	9.33	73.22%	0.00%	8.78%	HOLD
NCB Financial Group Ltd	NCBFG	84.01 - 130.00	124.52	12.21	54.01	37.44%	1.69%	22.42%	HOLD
Palace Amusement Co (1921) Ltd	PAL	560.00 - 1500.00	1,425.00	14.75	344.66	11.90%	0.00%	28.02%	SELL
PanJam Investment Ltd	PJAM	35.00 - 64.90	58.19	14.62	29.17	162.90%	1.29%	11.74%	HOLD
Portland JSX Ltd	PJX	7.50 - 11.50	8.22	14.30	10.80	174.18%	0.00%	-7.88%	BUY
Pulse Investments Ltd	PULS	1.40 - 3.95	2.75	15.42	1.57	85.37%	0.55%	14.73%	SELL
Radio Jamaica Ltd	RJR	0.94 - 1.40	0.96	-43.64	0.96	-5.22%	0.00%	-2.97%	BUY
Sagcor Group Jamaica Ltd	SJ	33.00 - 42.00	38.83	12.90	17.62	18.05%	1.70%	11.87%	HOLD
Sagcor Real Estate X Fund Ltd	XFUND	10.68 - 17.50	13.43	11.10	10.75	12.69%	0.00%	6.58%	HOLD
Salada Foods Ltd	SALF	7.48 - 19.00	19.00	13.87	8.04	18.28%	2.63%	22.26%	SELL
Scotia Group Jamaica Ltd	SGJ	44.06 - 64.00	59.20	12.68	36.29	35.02%	2.43%	13.82%	SELL
Seprod Ltd	SEP	25.00 - 55.00	43.00	25.60	20.45	5.82%	1.16%	11.88%	BUY
Syngus Credit Investments Limited JMD	SCIJMD	10.00 - 17.00	13.00	10.55	27.20	77.43%	0.00%	3.89%	BUY
Sterling Investments Ltd	SIL	7.80 - 22.00	19.53	17.44	15.15	35.02%	2.32%	0.00%	SELL
Stanley Motta Ltd	SML	4.40 - 5.50	5.27	4.71	2.52	25.96%	0.00%	0.00%	HOLD
Supreme Ventures Ltd	SVL	9.00 - 24.00	17.44	34.58	1.08	3.40%	3.73%	63.17%	SELL
Victoria Mutual Investments Ltd	VMIL	3.01 - 4.85	3.79	13.07	1.66	21.08%	0.00%	11.88%	N/A
Wisynco Group Ltd	WISYNCO	8.70 - 13.81	9.15	14.52	2.32	37.50%	0.00%	28.95%	HOLD
JUNIOR INDEX									
Access Financial Services Ltd	AFS	32.00 - 56.00	48.00	23.65	9.24	50.04%	1.65%	40.77%	SELL
AMG Packaging & Paper Company Ltd	AMG	1.70 - 3.50	1.90	46.34	0.93	7.87%	0.00%	12.07%	SELL
Blue Power Group Ltd	BPOW	2.80 - 7.50	6.46	29.36	14.38	13.79%	2.94%	30.51%	SELL
CAC 2000 Ltd	CAC	5.28 - 15.00	14.98	15.77	3760.70	3.55%	0.00%	23.93%	SELL
Cargo Handlers Ltd	CHL	9.49 - 15.00	15.00	36.59	1.04	45.62%	1.63%	43.42%	SELL
Caribbean Cream Ltd	KREMI	4.50 - 8.00	7.30	25.17	1.83	13.45%	0.66%	35.06%	SELL
Caribbean Flavours & Fragrances Ltd	CFF	9.07 - 21.00	19.67	20.28	4.65	20.58%	1.27%	20.87%	SELL
Caribbean Producers Jamaica Ltd	CPJ	3.60 - 7.15	6.35	15.46	2.94	3.31%	0.00%	5.68%	SELL
Consolidated Bakeries (Ja) Ltd	PURITY	1.40 - 2.81	2.00	28.57	3.31	4.06%	0.00%	5.51%	BUY
Derrimon Trading Company Ltd	DTL	0.60 - 4.00	2.81	26.76	0.69	3.04%	0.00%	29.36%	BUY
Dolphin Cove Ltd	DCOVE	14.45 - 20.18	16.93	13.74	9.51	47.98%	3.54%	15.44%	BUY
Eppley Ltd	EPLY	8.00 - 13.00	8.15	18.95	3.69	44.17%	2.93%	12.58%	BUY
Elite Diagnostic Limited	ELITE	2.60 - 3.50	3.11	-14.57	1.13	15.08%	0.00%	14.19%	HOLD
Everything Fresh Limited	EFRESH	1.85 - 2.80	1.98	41.41	0.31	2.06%	0.00%	19.08%	HOLD
Express Catering Ltd	ECL	3.65 - 9.01	8.21	29.42	0.46	14.65%	0.00%	68.24%	SELL
FosRich Company Ltd	FOSRICH	2.25 - 3.70	3.54	16.86	1.33	10.24%	0.00%	18.97%	BUY
General Accident Insurance Company Ltd	GENAC	2.50 - 5.00	3.80	10.86	1.89	1.32%	0.00%	5.93%	SELL
GWest Corporation Ltd	GWEST	2.00 - 4.00	2.05	5.13	1.68	-163.83%	0.00%	-23.42%	HOLD
Honey Bun (1982) Ltd	HONBUN	3.50 - 5.50	3.95	24.69	1.27	10.69%	5.57%	16.79%	BUY
Indies Pharma Jamaica Limited	INDIES	1.95 - 4.10	3.32	N/A	0.28	18.08%	0.00%	31.36%	HOLD
IronRock Insurance Company Ltd	ROC	2.80 - 4.60	4.60	232.32	1.95	3.03%	0.00%	3.34%	SELL
ISP Finance Services Ltd	ISP	10.00 - 22.00	22.00	45.49	2.91	14.65%	0.00%	13.19%	SELL
Jamaican Teas Ltd	JAMT	3.33 - 6.00	4.85	17.64	3.42	9.77%	0.62%	15.05%	SELL
Jetcon Corporation Ltd	JETCON	3.50 - 5.00	3.99	20.09	2494.87	13.69%	0.88%	40.87%	HOLD
Key Insurance Company Ltd	KEY	2.75 - 4.75	3.08	-35.81	2.75	-13.52%	0.00%	-13.68%	SELL
Knutsford Express Services Ltd	KEX	11.30 - 15.00	12.50	34.72	1.25	19.17%	0.56%	28.36%	SELL
K.L.E. Group Ltd	KLE	2.08 - 4.00	3.75	41.67	1.43	2.77%	0.00%	4.31%	SELL
Lasco Distributors Ltd	LASD	3.08 - 8.49	3.96	19.86	1.40	5.46%	2.95%	21.10%	HOLD
Lasco Financial Ltd	LASF	3.75 - 6.60	5.48	23.99	1.17	18.13%	0.00%	28.32%	HOLD
Lasco Manufacturing Ltd	LASM	3.30 - 4.77	3.87	23.23	1.26	13.72%	0.98%	18.85%	HOLD
Main Event Entertainment Group Ltd	MEEG	4.45 - 8.00	6.18	18.18	1.84	9.90%	0.00%	28.18%	HOLD
Medical Disposables & Supplies Ltd	MDS	4.30 - 7.95	5.50	12.79	2.09	3.55%	1.89%	12.23%	BUY
Paramount Trading Ltd	PTL	2.10 - 4.00	3.00	78.95	0.48	4.19%	0.00%	5.68%	HOLD
SSL Venture Capital Jamaica Limited	SSLVC	1.50 - 2.05	1.70	310.45	0.00	797.34%	0.00%	-2.24%	SELL
Stationery and Office Supplies Ltd	SOS	4.00 - 10.00	9.08	24.58	1.84	10.81%	0.00%	25.69%	SELL
Sweet River Abattoir and Supplies Ltd	SRA	3.70 - 3.86	3.86	-14.85	0.52	-9.21%	0.00%	-62.22%	SELL
tTech Ltd	TTECH	4.50 - 7.60	5.55	34.69	1.84	11.32%	0.00%	17.63%	HOLD
US INDEX									
Margaritaville (Turks) Ltd	MTL	0.15 - 0.32	0.20	73.89	0.06	3.62%	7.52%	4.82%	HOLD
Proven Investments Ltd	PROVEN	0.15 - 0.25	0.20	18.87	0.15	21.02%	2.75%	7.56%	BUY
Productive Business Solutions Ltd	PBS	0.50 - 0.65	0.59	-14.57	0.30	3.62%	0.00%	-2.73%	BUY
Syngus Credit Investments Limited USD	SCIUSD	0.10 - 0.13	0.11	12.22	0.22	77.43%	0.00%	4.82%	HOLD

Company	Ticker	Most Recent Financial Quarter	52 Week Range (\$)	Market Cap (J\$Billion)	Last Sale Price (\$)	Performance (%)			EPS (\$)	P/E Ratio (X)	BVPS (\$)	P/BV Ratio (X)	ROE (%)		Dividend Yield (%)	EPS (\$)	P/E Ratio (X)
						1 Day	MTD	YTD					YTD	Y/E			
JSE Main Market																	
Finance																	
Barita Investments Limited	BIL	Q3/30-June-18	7.00 - 19.00	8.33	18.69	4.76%	94.69%	150.20%	0.50	37.38	7.23	2.58	8.60%	11.50%	4.76%	0.89	37.38
Mayberry Investments Limited	MIL	Q2/30-June-18	4.10 - 9.00	9.37	7.80	-6.59%	9.86%	31.98%	0.74	10.54	9.90	0.79	8.94%	2.07%	0.00%	0.00	10.54
Mayberry Jamaican Equities Limited	MJE	Q2/30-June-18	8.20 - 11.50	13.74	11.44	9.47%	17.45%	51.32%	0.24	47.67	9.33	1.23	8.78%	0.00%	0.00%	0.00	47.67
JMMB Group Limited	JMMBGL	Q1/30-June-18	22.00 - 34.50	52.52	32.21	0.66%	11.76%	43.86%	2.37	13.59	15.48	2.08	14.11%	12.01%	0.84%	0.27	13.59
Jamaica Stock Exchange Limited	JSE	Q2/30-June-18	6.00 - 8.50	5.72	8.15	1.62%	1.75%	16.43%	0.58	14.05	1.47	5.56	38.65%	25.45%	3.67%	0.30	14.05
Scotia Group Jamaica Limited	SGJ	Q3/31-July-18	44.06 - 64.00	184.21	59.20	-0.72%	12.80%	12.42%	4.67	12.68	36.29	1.63	13.82%	21.72%	2.43%	1.44	12.68
Sagicor Group Jamaica Limited	SJ	Q2/31-June-18	33.00 - 42.00	151.66	38.83	0.41%	0.15%	9.13%	3.01	12.90	17.62	2.20	11.87%	9.37%	1.70%	0.66	12.90
NCB Financial Group Limited	NCBFG	Q3/30-June-18	84.01 - 130.00	307.16	124.52	3.94%	11.42%	25.30%	10.20	12.21	54.01	2.31	22.42%	17.44%	1.69%	2.10	12.21
Sterling Investments Limited	SIL	Q2/30-June-18	7.80 - 22.00	1.13	19.53	6.20%	34.69%	50.23%	1.12	17.44	15.15	1.29	0.00%	0.00%	2.32%	0.45	17.44
Victoria Mutual Investments Limited	VMIL	Q2/30-June-18	3.01 - 4.85	5.69	3.79	0.80%	4.99%	16.98%	0.29	13.07	1.66	2.28	11.88%	11.11%	0.00%	0.00	13.07
Syngus Credit Investments Limited	SCIJMD	YE/30-June-18	10.00 - 17.00	2.40	13.00	5.69%	8.15%	-5.25%	1.23	10.55	27.20	0.48	3.89%	10.69%	0.00%	0.00	10.55
Sector Average						2.06%	19.96%	40.78%	2.37	19.15	16.81	2.19	13.91%	11.07%	1.74%	0.68	19.15
Manufacturing																	
Seprod Limited	SEP	Q2/30-June-18	25.00 - 55.00	22.21	43.00	0.00%	-4.44%	43.33%	1.68	25.60	20.45	2.10	11.88%	11.11%	1.16%	0.50	25.60
Caribbean Cement Company Limited	CCC	Q2/30-June-18	26.00 - 56.00	40.04	47.04	0.06%	-5.90%	44.92%	1.28	36.75	11.75	4.00	21.26%	15.59%	0.00%	0.00	36.75
Salada Foods Jamaica Limited	SALF	Q3/30-June-18	7.48 - 19.00	1.97	19.00	0.00%	5.56%	68.89%	1.37	13.87	8.04	2.36	22.26%	8.70%	2.63%	0.50	13.87
Kingston Wharves Limited	KW	Q2/30-June-18	28.50 - 75.00	105.46	73.74	2.42%	14.65%	126.89%	1.73	42.63	16.27	4.53	7.40%	6.32%	0.56%	0.41	42.63
Berger Paints Limited	BRG	Q2/30-June-18	11.00 - 24.00	4.77	22.25	-1.07%	3.49%	34.44%	0.97	22.94	4.78	4.66	6.58%	12.00%	1.28%	0.29	22.94
Jamaica Broilers Group Limited	JBG	Q1/31-July-18	17.00 - 33.00	34.20	28.52	0.11%	12.24%	59.96%	1.86	15.34	11.10	2.57	12.28%	12.74%	0.60%	0.17	15.34
Wisynco Group Limited	WISYNCO	YE/30-June-18	8.70 - 13.81	34.31	9.15	-0.33%	-0.65%	-25.25%	0.63	14.52	2.32	3.95	28.95%	33.72%	0.00%	0.00	14.52
Sector Average						0.17%	3.56%	50.45%	1.36	24.52	10.67	3.45	15.80%	14.31%	0.89%	0.31	24.52
Communications																	
1834 Investments Limited	1834	Q1/31-June-18	0.90 - 1.55	1.33	1.10	0.00%	-8.33%	-12.00%	0.04	30.39	1.41	0.78	2.66%	0.71%	0.00%	0.00	30.39
Radio Jamaica Limited	RJR	Q1/30-June-18	0.94 - 1.40	2.33	0.96	0.00%	-5.88%	-8.57%	-0.02	-43.64	0.96	1.00	-2.97%	5.80%	0.00%	0.00	-43.64
Sector Average						0.00%	-7.11%	-0.10	0.01	30.39	1.19	0.89	-0.16%	3.26%	0.00%	0.00	-6.62
Retail Trade & Conglomerates																	
Carreras Limited	CAR	Q1/30-June-18	8.85 - 14.00	4.60	9.48	1.83%	3.95%	-16.84%	0.73	12.97	3.84	2.47	168.10%	182.47%	7.17%	0.68	12.97
GraceKennedy Limited	GK	Q2/30-June-18	40.00 - 62.50	59.19	59.49	2.36%	-0.45%	35.70%	4.41	13.49	42.58	1.40	9.41%	10.39%	1.43%	0.85	13.49
Jamaica Producers Group Limited	JP	Q2/30-June-18	14.00 - 27.00	29.23	26.05	-3.52%	40.73%	55.99%	1.01	25.91	10.37	2.51	7.24%	36.35%	0.00%	0.00	25.91
PanJam Investment Limited	PJAM	Q2/30-June-18	35.00 - 64.90	62.04	58.19	-3.02%	9.77%	29.31%	3.98	14.62	29.17	1.99	11.74%	14.42%	1.29%	0.75	14.62
Sector Average						-0.59%	13.50%	26.04%	2.53	16.75	21.49	2.09	49.12%	60.91%	2.47%	0.57	16.75
Tourism & Other Services																	
138 Student Living Jamaica Limited	138SL	Q3/30-June-18	3.80 - 6.15	1.58	3.80	0.00%	-11.42%	-37.50%	0.06	63.33	6.59	0.58	-0.16%	1.07%	0.00%	0.00	63.33
Ciboney Group Limited	CBNY	YE/31-May-18	0.07 - 0.50	0.07	0.12	-7.69%	0.00%	-70.73%	0.44	0.27	0.03	4.64	-1752.35%	31.24%	0.00%	0.00	0.27
Kingston Properties Limited	KPREIT	Q2/30-June-18	5.00 - 8.07	0.97	6.00	0.00%	1.69%	-22.08%	0.38	15.93	11.04	0.54	8.52%	7.53%	0.00%	0.00	15.93
Pulse Investments Limited	PULS	Q3/31-Mar-18	1.40 - 3.95	4.48	2.75	0.00%	-1.79%	52.78%	0.18	15.42	1.57	1.76	14.73%	9.74%	0.55%	0.02	15.42
Palace Amusement Company Limited	PAL	YE/30-June-18	560.00 - 1500.00	2.05	1425.00	0.00%	0.00%	154.46%	96.58	14.75	344.66	4.13	28.02%	7.75%	0.00%	0.00	14.75
Portland JSX Limited	PJX	Q1/31-May-18	7.50 - 11.50	2.55	8.22	0.00%	2.75%	-17.80%	0.57	14.30	10.80	0.76	-7.88%	-6.43%	0.00%	0.00	14.30
Sagicor Real Estate X Fund Limited	XFUND	Q2/30-June-18	10.68 - 17.50	30.12	13.43	3.31%	11.73%	-10.47%	1.21	11.10	10.75	1.25	6.58%	7.93%	0.00%	0.00	11.10
Supreme Ventures Limited	SVL	Q2/30-June-18	9.00 - 24.00	45.99	17.44	5.44%	15.96%	51.26%	0.50	34.58	1.08	16.12	63.17%	31.10%	3.73%	0.65	34.58
Stanley Motta Limited	SML	Q1/31-March-18	4.40 - 5.50	3.99	5.27	0.00%	14.57%	-0.75%	1.12	4.71	2.52	2.09	0.00%	0.00%	0.00%	0.00	4.71
Sector Average						0.13%	2.37%	12.49%	12.49	21.21	48.31	3.59	-204.92%	11.24%	0.53%	0.08	21.21
Market Average						0.35%	6.46%	23.90%	3.75	20.98	19.70	2.44	-25.25%	20.16%	1.13%	0.33	15.00

Company	Ticker	Most Recent Financial Quarter	52 Week Range (\$)	Market Cap (J\$Billion)	Last Sale Price (\$)	Performance (%)			EPS (\$)	P/E Ratio (X)	BVPS (\$)	P/BV Ratio (X)	ROE (%)		Dividend Yield (%)	EPS (\$)	P/E Ratio (X)
						1 Day	MTD	YTD					YTD	Y/E			
JSE Junior Market																	
Finance																	
Lasco Financial Services Limited	LASF	Q1/30-June-18	3.75 - 6.60	6.88	5.48	-0.36%	-5.52%	3.59%	0.23	23.99	1.17	4.68	28.32%	14.87%	0.00%	0.00	23.99
Access Financial Services Limited	AFS	Q1/30-June-18	32.00 - 56.00	13.18	48.00	0.00%	10.80%	31.76%	2.03	23.65	9.24	5.20	40.77%	40.89%	1.65%	0.79	23.65
Eppley Limited	EPLY	Q2/30-June-18	8.00 - 13.00	1.57	8.15	0.00%	-19.94%	-32.08%	0.43	18.95	3.69	2.21	12.58%	15.04%	2.93%	0.24	18.95
ISP Finance Services Limited	ISP	Q2/30-June-18	10.00 - 22.00	2.31	22.00	0.00%	10.00%	82.42%	0.48	45.49	2.91	7.55	13.19%	15.47%	0.00%	0.00	45.49
Sector Average						-0.09%	-1.16%	21.42%	0.79	28.02	4.25	4.91	23.71%	21.57%	1.14%	0.26	28.02
Manufacturing																	
Blue Power Group Limited	BPOW	Q1/31-Jul-18	2.80 - 7.50	0.36	6.46	-0.77%	29.20%	53.15%	0.22	29.36	14.38	0.45	30.51%	14.21%	2.94%	0.19	29.36
AMG Packaging & Paper Co Limited	AMG	Q3/31-May-18	1.70 - 3.50	0.97	1.90	-0.52%	-1.55%	-36.67%	0.04	46.34	0.93	2.04	12.07%	8.08%	0.00%	0.00	46.34
Caribbean Cream Limited	KREMI	Q1/31-May-18	4.50 - 8.00	2.76	7.30	0.00%	28.07%	51.77%	0.29	25.17	1.83	3.99	35.06%	29.17%	0.66%	0.05	25.17
HoneyBun (1982) Limited	HONBUN	Q3/30-June-18	3.50 - 5.50	1.86	3.95	-4.13%	-10.63%	-1.74%	0.16	24.69	1.27	3.10	16.79%	1.84%	5.57%	0.22	24.69
Jamaican Teas Limited	JAMT	Q3/30-June-18	3.33 - 6.00	1.64	4.85	0.00%	20.65%	22.78%	0.28	17.64	3.42	1.42	15.05%	11.49%	0.62%	0.03	17.64
Lasco Manufacturing Limited	LASM	Q1/30-June-18	3.30 - 4.77	15.82	3.87	-3.25%	-1.53%	2.38%	0.17	23.23	1.26	3.06	18.85%	18.57%	0.98%	0.04	23.23
Caribbean Flavours & Fragrances Limited	CFF	YE/30-June-18	9.07 - 21.00	1.77	19.67	0.00%	9.28%	78.82%	0.97	20.28	4.65	4.23	20.87%	23.49%	1.27%	0.25	20.28
Consolidated Bakeries (Jamaica) Limited	PURITY	Q2/30-June-18	1.40 - 2.81	0.45	2.00	-18.37%	-19.68%	11.11%	0.07	28.57	3.31	0.60	5.51%	1.63%	0.00%	0.00	28.57
Sector Average						-3.38%	6.73%	22.70%	0.27	26.91	3.88	2.36	19.34%	13.56%	1.50%	0.10	26.91
Insurance																	
General Accident Insurance Company (Ja) Limited	GENAC	Q2/30-June-18	2.50 - 5.00	3.92	3.80	0.00%	0.00%	35.71%	0.35	10.86	1.89	2.01	5.93%	19.91%	0.00%	0.00	10.86
IronRock Insurance Company Limited	ROC	Q2/30-Jun-18	2.80 - 4.60	0.98	4.60	2.22%	42.86%	61.40%	0.02	232.32	1.95	2.36	3.34%	-9.38%	0.00%	0.00	232.32
Key Insurance Company Limited	KEY	Q2/30-June-18	2.75 - 4.75	1.13	3.08	-12.00%	0.00%	-8.88%	-0.09	-35.81	2.75	1.12	-13.68%	-4.00%	0.00%	0.00	-35.81
Sector Average						-3.26%	14.29%	29.41%	0.09	121.59	2.20	1.83	-1.47%	2.18%	0.00%	0.00	69.12
Other																	
SSL Venture Capital Jamaica Limited	SSLVC	Q2/30-June-18	1.50 - 2.05	0.68	1.70	0.00%	-2.86%	233.33%	0.01	310.45	0.00	N/A	-2.24%	-50.26%	0.00%	0.00	310.45
Express Catering Limited	ECL	YE/31-May-18	3.65 - 9.01	13.44	8.21	0.24%	-1.68%	95.48%	0.28	29.42	0.46	17.67	68.24%	26.94%	0.00%	0.00	29.42
Cargo Handlers Limited	CHL	Q3/30-Jun-18	9.49 - 15.00	6.24	15.00	0.00%	20.00%	50.00%	0.41	36.59	1.04	14.36	43.42%	47.26%	1.63%	0.25	36.59
Kingston Live Entertainment Limited	KLE	Q2/30-June-18	2.08 - 4.00	0.38	3.75	-6.25%	13.64%	50.00%	0.09	41.67	1.43	2.63	4.31%	121.44%	0.00%	0.00	41.67
Main Events Entertainment Group Limited	MEEG	Q3/31-July-18	4.45 - 8.00	1.85	6.18	1.15%	-12.83%	17.05%	0.34	18.18	1.84	3.36	28.18%	16.41%	0.00%	0.00	18.18
Knutsford Express Services Limited	KEX	YE/31-May-18	11.30 - 15.00	6.25	12.50	0.00%	-0.79%	-16.67%	0.36	34.72	1.25	9.98	28.36%	30.72%	0.56%	0.07	34.72
Sweet River Abattoir and Supplies Comapany Limited	SRA	Q1/30-June-18	3.70 - 3.86	0.31	3.86	0.00%	0.00%	0.26%	-0.26	-14.85	0.52	7.48	-62.22%	1.31%	0.00%	0.00	-14.85
Stationery and Office Supplies Limited	SOS	Q2/30-June-18	4.00 - 10.00	2.27	9.08	0.89%	7.33%	84.18%	0.37	24.58	1.84	4.94	25.69%	14.19%	0.00%	0.00	24.58
iTech Limited	ITECH	Q2/30-June-18	4.50 - 7.60	0.59	5.55	0.00%	0.91%	-19.45%	0.16	34.69	1.84	3.02	17.63%	22.98%	0.00%	0.00	34.69
Fosrich Company Limited	FOSRICH	Q2/30-June-18	2.25 - 3.70	1.78	3.54	-1.67%	18.39%	8.26%	0.21	16.86	1.33	2.66	18.97%	6.02%	0.00%	0.00	16.86
Gwest Corporation Limited	GWEST	Q1/30-June-18	2.00 - 4.00	0.99	2.05	-2.38%	-3.30%	-40.41%	0.40	5.13	1.68	1.22	-23.42%	-0.01%	0.00%	0.00	5.13
Elite Diagnostic Limited	ELITE	YE/30-June-18	2.60 - 3.50	1.10	3.11	3.32%	3.67%	55.50%	0.14	22.21	1.13	2.75	11.24%	14.19%	0.00%	0.00	22.21
Indies Pharma Jamaica Limited	INDIES	Q2/30-April-18	1.95 - 4.10	4.42	3.32	-1.19%	24.34%	121.33%	0.04	N/A	0.28	11.82	31.36%	46.91%	0.00%	0.00	N/A
Sector Average						-0.73%	3.53%	42.00%	0.21	55.23	1.20	6.73	13.36%	21.55%	0.20%	0.04	26.87
Retail Trade																	
Lasco Distributors Limited	LASD	Q1/30-June-18	3.08 - 8.49	13.56	3.96	-1.00%	-2.22%	2.59%	0.20	19.86	1.40	2.82	21.10%	14.86%	2.95%	0.12	19.86
Paramount Trading Limited	PTL	YE/31-May-18	2.10 - 4.00	4.63	3.00	0.00%	15.38%	-2.28%	0.04	78.95	0.48	6.25	5.68%	11.98%	0.00%	0.00	78.95
Derrimon T Trading Company Limited	DTL	Q2/30-June-18	0.60 - 4.00	0.77	2.81	-4.42%	-87.80%	-64.48%	0.11	26.76	4.06	0.69	29.36%	14.53%	0.00%	0.00	26.76
Caribbean Producers Jamaica Limited	CPJ	Q3/31-March-18	3.60 - 7.15	6.99	6.35	3.93%	-2.46%	41.74%	0.41	15.46	2.94	2.16	5.68%	11.98%	0.00%	0.00	15.46
Medical Disposables and Supplies Limited	MDS	Q1/30-June-18	4.30 - 7.95	1.45	5.50	-26.17%	-17.54%	11.11%	0.43	12.79	2.63	2.09	12.23%	16.27%	1.89%	0.10	12.79
CAC 2000 Limited	CAC	Q3/31-July-18	5.28 - 15.00	1.93	14.98	0.00%	65.52%	130.46%	0.95	15.77	3760.70	0.00	23.93%	3.25%	0.00%	0.00	15.77
Jetcon Corporation Limited	JETCON	Q2/30-June-18	3.50 - 5.00	0.78	3.99	3.64%	-0.25%	-17.05%	0.20	20.09	2494.87	0.00	40.87%	33.67%	0.88%	0.04	20.09
Everything Fresh Limited	EFRESH	Q2/30-June-18	1.85 - 2.80	1.54	1.98	-5.26%	-5.71%	-20.80%	0.05	41.41	0.31	6.36	16.62%	19.08%	0.00%	0.00	41.41
Sector Average						-3.43%	-4.19%	14.59%	0.33	27.10	895.30	2.00	19.84%	15.22%	0.82%	0.04	27.10
Tourism																	
Dolphin Cove Limited	DCOVE	Q2/30-June-18	14.45 - 20.18	6.64	16.93	2.61%	0.89%	5.81%	1.23	13.74	9.51	1.78	15.44%	11.24%	3.54%	0.60	13.74
Sector Average						2.61%	0.89%	5.81%	1.23	13.74	9.51	1.78	15.44%	11.24%	3.54%	0.60	13.74
Market Average						-1.38%	3.35%	21.30%	0.49	26.03	152.72	3.47	15.04%	14.22%	1.20%	0.17	31.96

Company	Ticker	Most Recent Financial Quarter	52 Week Range (\$)	Market Cap (J\$Billion)	Last Sale Price (\$)	Performance (%)			EPS	P/E	BVPS	P/BV	ROE (%)		Dividend Yield	EPS	P/E	
						1 Day	MTD	YTD	(\$)	Ratio (X)	(\$)	Ratio (X)	YTD	Y/E	(%)	(\$)	Ratio (X)	
JSE US Market																		
									(US\$)		(US\$)						(US\$)	
Proven Investments Limited	PROVEN	Q1/30-June-18	0.15 - 0.25	0.11	0.20	0.00%	-13.04%	-4.76%	0.01	18.87	0.15	1.34	7.56%	6.06%	2.75%	0.01	18.87	
Syngus Credit Investments Limited	SCIUSD	Q2/31-Dec-17	0.10 - 0.13	0.02	0.11	-4.35%	0.09%	0.00%	0.01	12.22	0.22	0.50	4.82%	12.40%	0.00%	0.00	12.22	
Sector Average						0.00%	-13.04%	-4.76%	0.01	18.87	0.15	1.34	7.56%	6.06%	2.75%	0.01	18.87	
Tourism																		
Margaritaville (Turks) Limited	MTL	Q3/30-Feb-18	0.15 - 0.32	0.01	0.20	0.00%	5.00%	-0.30%	0.00	73.89	0.06	3.27	4.82%	12.40%	7.52%	0.02	73.89	
Sector Average						0.00%	5.00%	-0.30%	0.00	73.89	0.06	3.27	4.82%	12.40%	7.52%	0.02	73.89	
Other																		
Productive Business Solution Limited	PBS	Q1/31-Mar-18	0.50 - 0.65	0.07	0.59	7.27%	6.50%	3.06%	-0.04	-14.57	0.30	1.93	-2.73%	-10.52%	0.00%	0.00	-14.57	
Sector Average						7.27%	6.50%	3.06%	-0.04	-14.57	0.30	1.93	-2.73%	-10.52%	0.00%	0.00	-14.57	
Market Average						2.42%	-0.52%	-0.67%	-0.01	26.06	0.17	2.18	3.22%	2.65%	3.42%	0.01	26.06	